




# 2019 ANNUAL REPORT





# CONTENTS

Our People .....	2
2019 by the Numbers .....	3
President's Report.....	4
CEO's Report.....	5
Senior Football Operations Report.....	6
Netball Report.....	7
Junior Football Operations Report .....	8
Team Listings .....	9
Commercial Partnerships Report .....	10
AFL Victoria Development Report .....	11
Umpires Report .....	12
Tribunal Report.....	13
Media Report.....	14
Division 1 .....	15
Division 2 .....	19
Division 3 .....	23
Senior Women's .....	27
WRFL Map.....	30
Under 18's.....	33
Netball.....	37
Junior Premiers.....	40
Best and Fairest Winners.....	49
WRFL Awards .....	50
Representative Football .....	52
Strategic Plan.....	53
Financial Report .....	54

# OUR PEOPLE

# 2019 BY THE NUMBERS

## WRFL EXECUTIVE BOARD

<b>President</b>	Meredith Angwin
<b>Vice President</b>	Paul Robinson
<b>Treasurer</b>	Dominic Drenen
<b>Directors</b>	Michael Clayton Andrew Howlett Sarah Robertson Gina Smith Ross Williamson Sandra Wilson

## WRFL STAFF

<b>Chief Executive Officer</b>	Matthew Duck
<b>Manager Football Operations</b>	Adam Sparrow
<b>Manager Junior Football</b>	Stephanie Reimers
<b>Football &amp; Netball Operations Officer</b>	Jessie Chester
<b>Media &amp; Communications Manager</b>	Kristen Alebakis
<b>Administration Manager</b>	Kristy Vidovic
<b>Commercial Manager</b>	Jasmin Cannizzo
<b>AFL Victoria Development Managers</b>	Jackson Taylor Harry Sleigh

## WRFL UMPIRES ASSOCIATION

<b>President</b>	Steve Sutton
<b>Secretary</b>	Terry O'Donnell

## WRFL UMPIRES PANEL

<b>Director of Umpiring</b>	Mark Westgarth
<b>Secretary</b>	Rene Van Kuyk
<b>Senior Field Umpires Coach</b>	Paul DiMartino
<b>Senior Boundary Umpires Coach</b>	Maree Wilke
<b>Senior Goal Umpires Coach</b>	Graeme Hodgart

## REPRESENTATIVE COACHES

<b>Senior Coach</b>	Brad Julier
<b>Under 18 Coach</b>	Matthew Dean
<b>Under 15A Coach</b>	Rich Morrow
<b>Under 15B Coach</b>	Aron Lombardi & Brodie Webster
<b>Under 15 Girls Coach</b>	Jessie Chester
<b>Under 14A Coach</b>	Jason Brown
<b>Under 14B Coach</b>	Paul Atkinson
<b>Under 13A Coach</b>	Paul Atkinson
<b>Under 13B Coach</b>	Darren Ryan & Damian Ramsey

## WRFL JUNIORS BOARD

<b>Chairman</b>	Keith Brown
<b>Members</b>	Graeme Clark, Colin Clohesy, Justine Curatolo, Jayde de Bondt, Ivo Havard, Emma Kearney, Paul Madden, Tony Schibeci, Peter Young

## INDEPENDENT TRIBUNAL

<b>Chairman</b>	Adrian Noble
<b>Deputy Chairmen</b>	Darren Mayne, Jim Simmonds
<b>Secretary</b>	Rene Van Kuyk
<b>Tribunal members</b>	Andrew Cook, Angela Coulson, David Foley, Ian Hamm, Tom Hedditch, Jill McBain, Michael McNamara, Rowan Mifsud, Nick Papadopoulos, Frank Plata, Donna Watson, Arthur Wright

## INDEPENDENT HEARING COMMITTEE


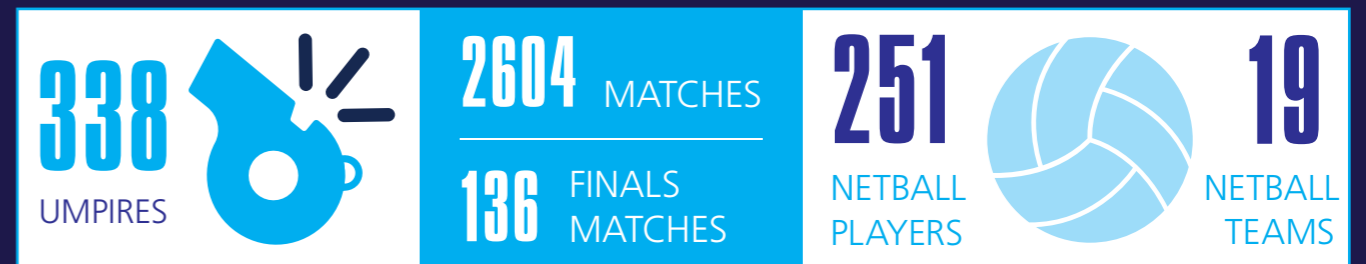
<b>Chairman</b>	Mark McDonald
<b>Committee</b>	Andrew Cook, Angela Coulson, David Foley, Ian Hamm, Tom Hedditch, Darren Mayne, Jill McBain, Michael McNamara, Rowan Mifsud, Nick Papadopoulos, Frank Plata, Jim Simmonds, Donna Watson, Arthur Wright

## APPEALS BOARD

<b>Chairman</b>	John O'Callaghan
<b>Members</b>	Graeme Bloom, Rod Evans, Ian Hamm, Michael McNamara, Sam Norton, John Raciti, Mark Seymour, Jim Simmonds, Rob Stary, Carolyn Wood

## KEY CONSULTANTS

<b>Rob Peak &amp; Assoc</b>	Kim Peak
<b>Marketing/Sponsorship Consultant</b>	Peter Harley
<b>League Historian/Statistician</b>	Andrew Muscat
<b>G.P. Business Solutions</b>	Grant Plozza





# PRESIDENT'S REPORT

MEREDITH ANGIN

## WELCOME TO THE 2019 WESTERN REGION FOOTBALL LEAGUE ANNUAL REPORT.

It is important to note that our name does not quite reflect our competition as we have now completed two successful years of Senior Women's Netball. The Netball competition has opened further opportunities for women in the west to participate in sport and has also allowed clubs to expand their membership base.

All of our competitions – Senior Men, Senior Women, Junior Girls and Boys as well as Netball – have completed successful seasons. All involved should be rightly proud of the impact our league has across the western region of Melbourne.

The importance of sports participation and involvement in the league community cannot be overstated. The sense of belonging, spending time working with others for a shared purpose and developing lasting friendships are some of the benefits.

However, as we now openly acknowledge, Mental Health is a major concern for many in our community and in the broader sporting world. This was brought home with the tragic death of AFL Legend Danny Frawley

a couple of months ago. Unfortunately, his death was not an isolated case, and many in our community are suffering from the stresses of daily life, with difficult family and/or business circumstances which have a detrimental impact on their lives.

I raised this to the attention of clubs in our end of year discussions as we need to openly acknowledge and talk about this issue and how we can support those in our league who need help.

A simple ask for all of us in leadership positions is to be active and honest in this communication. Just taking a moment to check in may help someone through a difficult period. However Mental Health is a complex area so supporting those who need to consult professional services is also encouraged. From the league, support is available to all clubs via our partnership with Sports Chaplaincy Australia and all clubs are encouraged to connect with this service when the need arises.

I want to acknowledge and thank my fellow WRFL Board Members who give their time voluntarily to support the league. The focus on effective and independent governance of all sports associations continues to grow. To give some insight into the WRFL Board's role:

it sets the strategic direction in collaboration with the CEO and the clubs; ensures the league is financially viable and supports the clubs to achieve the same; assesses the major risks to the league's successful operation – reputation, financial, wellbeing and safety etc. and ensures the WRFL has in place effective management controls to address if / when these situations arise.

The WRFL Board members come from a diverse range of backgrounds and possess a broad range of skills - sports administration, business management, change management and financial management – which are needed for a well-functioning Board. They also have a keen interest in developing sports participation in the communities of the west.

Finally, let me say thank you and congratulations to all club officials, trainers, coaches, tribunal and IHC members and club volunteers who have contributed to the success of the 2019 WRFL season. A special mention and thank you to our WRFL Umpires without whom we would not be able to play the game.

Looking forward to the 2020 season.

**Meredith Angwin**  
*President*



Wyndhamvale's Under 12 Division 5 team defeated St Bernard's to win the 2019 Premiership.

# CEO'S REPORT

MATTHEW DUCK



## SEASON 2019, THE 89TH YEAR OF THE LEAGUE, PLAYED HOST TO A COUNTLESS NUMBER OF STORIES. AND IN A NATION OF STORYTELLERS, HOW FITTING IT IS THAT OUR INDIGENOUS GAME, IN PARTICULAR OUR LOCAL GAME HERE IN THE WESTERN SUBURBS OF MELBOURNE, IS ALWAYS TELLING A STORY OR TWO IF WE CARE TO LISTEN.

Some stories defied reason. Like the one about a club that two years ago was on its knees, without much hope and more specifically without a senior team – the same club that ultimately swept past the opposition to claim the Division 3 premiership.

Or maybe even better, there's the story of the competition that only two years ago existed nowhere but on paper, but that under the lights of the Whitten Oval played host to one of the more iconic moments of the season, when the Spotswood chant echoed through the night as the Wolves claimed their first piece of silverware.

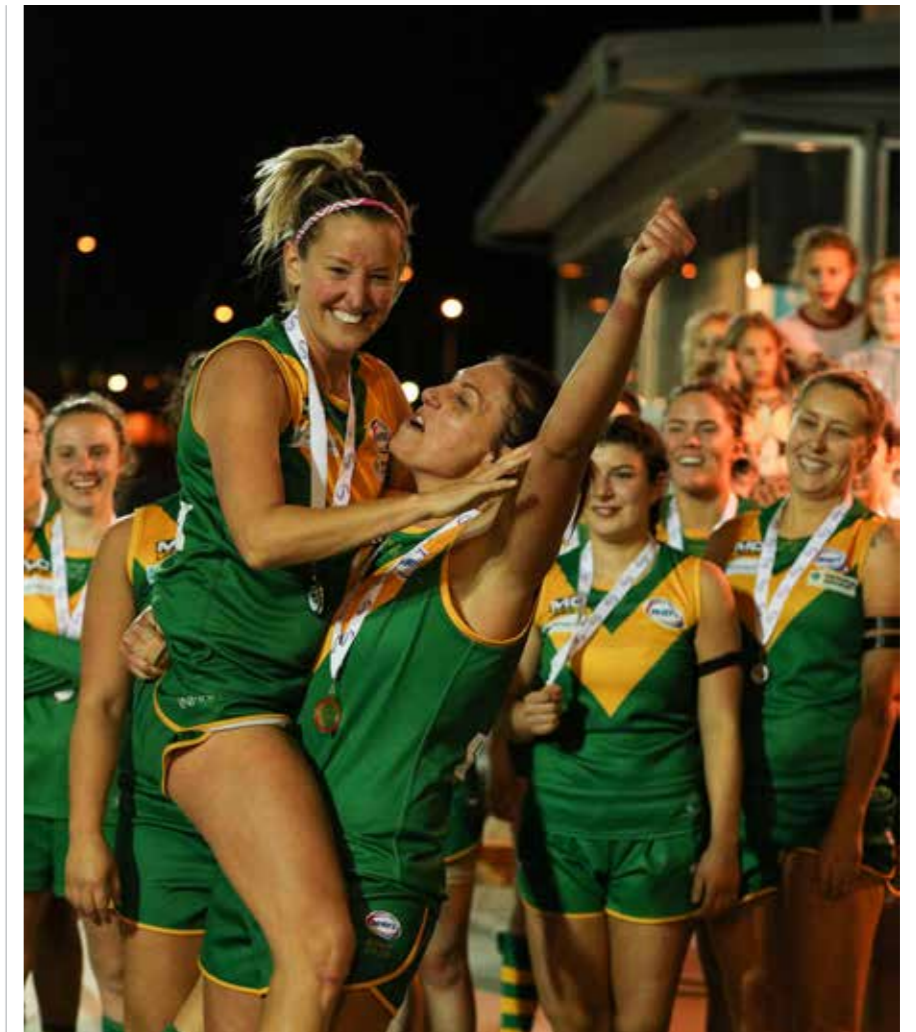
There are stories of persistence and of resilience, perhaps none better than that of a group that after three consecutive years of climbing the mountain yet failing to reach its peak, executed a near-perfect performance to emphatically exorcise its demons, punctuated by a late Andrejs Everitt hanger that was followed by one of the all-time great struts, the vision of which had over 300,000 views.

There's the story of a giant that inexplicably, yet somehow expectedly, pulled a rabbit out of the hat and came back from the brink of a 19-point three-quarter time deficit for premiership number seven and a slice of history.

There are stories of rivalries we could never have anticipated three years ago, like a Point Cook senior team playing another local Point Cook senior team, in itself something that couldn't have happened not all that long ago, let alone with a round ball, on a Friday night in an indoor stadium that in the middle of winter felt very much outdoors.

There's the one about a club called Albion and the people within it, who found themselves at the crossroads very early this year and could've sought an easy way out, but who instead displayed pride and grit in making sure 2019 wasn't the end of a 59-year run - not on their watch.

Then there are the stories that often go unnoticed, like that of number 3 from Spotswood's premiership-winning Division 2 Under 18s team, who when the final siren sounded, chose not to celebrate with his mates, but instead immediately made his way to the opposition bench, where the first player he encountered was sitting with his head in his hands. Number 3, who I later learned was named Jarred, put his hand



Stacey Szalay and Sara Truman from Spotswood celebrate their Victoria University Polytechnic Senior Women's premiership victory.

out and literally picked this kid up off the bench and hugged him. He then did the same with the kid next to him, and then again, and even embraced the adult coaches and officials, all the while his team mates celebrating in the background.

There are countless others, most of them we're not aware of because they play out within the confines of the club. They're not untold stories, but they're exclusive to the members of a select group, known and shared by only those that are a part of a particular tribe.

From a head office perspective, our story is punctuated by the tremendous amount of support we receive. Whilst Jasmin has acknowledged our valued partners as part of her report, I too would like to extend an acknowledgement to our host of both commercial and community partners who provide so much to us as a league and community. Thank you to all such partners for your continued support – we couldn't do it without you.

I'd like to acknowledge and thank my team in Adam Sparrow, Steph Reimers

(née Zerowsky), Kristen Alebakis, Jasmin Cannizzo, Kristy Vidovic, Jessie Chester and Peter Harley, as well as Jackson Taylor, Harry Sleigh and Michael Daniher of AFL Victoria. Your respective roles can be very challenging at times, but your support for each other is tremendous, and the work ethic of the office is equally acknowledged and appreciated.

Thank you also to the WRFL Board and in particular Board President Meredith Angwin, Vice President Paul Robinson and Treasurer Dominic Drenen – the Board understands its strategic role, providing great support to the administrative team in the process.

Finally, thanks to the countless club officials, volunteers, tribunal members, umpires and support staff, players and supporters who ARE the Western Region Football League. Collectively, you make major and arguably unparalleled contributions to the economy and social fabric of the western Melbourne region.

**Matthew Duck**  
*CEO*



# SENIOR FOOTBALL OPERATIONS REPORT

ADAM SPARROW

**IN 2019, THE WESTERN REGION FOOTBALL LEAGUE PROVIDED ANOTHER TERRIFIC SEASON OF AUSTRALIAN RULES FOOTBALL ACROSS OUR THREE SENIOR MEN'S DIVISIONS, SENIOR WOMEN'S AND UNDER 18 COMPETITIONS.**

It is amazing to think how quickly another football season has come and gone. It has been a pleasure working with clubs and league stakeholders in what was another largely successful season.

## COMPETITION DEVELOPMENTS UNDER 18S (MALE)

2019 saw the re-introduction of the Under 18 competition following a restructure and consultation with clubs post 2018. The Under 18 model saw total team numbers increase 160% to 13 teams in 2019. A different competition structure that broke from tradition was adopted in 2019 with a model that saw all clubs play each other once before splitting into separate divisions for the remainder of the season based on ladder position after Round 13. The 2019 fixture saw a more flexible allocation of games, with matches fixtured at different times across the weekend.

Whilst a break from tradition, this model ultimately allowed for a greater number of teams to be involved in the competition for 2019.

We would like to acknowledge and thank all clubs involved for their approach and willingness to embrace the different model with the intent to grow the competition for the benefit of all players and clubs involved. Whilst anecdotal feedback has been largely positive, we are committed to a review of the competition model ahead of the 2020 season.

## SENIOR WOMEN'S

2019 marked year two of the Victoria University Polytechnic Senior Women's Competition as we welcomed new teams in Braybrook, Point Cook, Wyndhamvale and Yarraville Seddon.

Congratulations to all clubs that have embraced Senior Women's football in recent seasons and are now leaders in this space.

With growth in junior female participation continuing to rise, it is exciting to have a genuine viable pathway available within the region for aspiring participants.

Moving forward we will continue to monitor the competition structure in the hope to

provide a divisional structure in 2020 to better cater for the growth and varying development levels across the competition.

## UMPIRING

To WRFL Director of Umpiring Mark Westgarth and all his support staff, I thank you for your continued work and leadership within this space and everything you do to facilitate all competitions within the WRFL each week.

Umpires are essential to the game and it is not an easy task meeting the demands of a season made up of 2604 matches.

The administration's relationship with the WRFL Umpires Association remains strong and I must acknowledge the work of Steve Sutton and Terry O'Donnell along with their committee. Congratulations on a successful year, and I look forward to working with you in 2020.

## REPRESENTATIVE FOOTBALL

In May, we competed in the AFL Victoria Community Championships which saw the WRFL host the Goulburn Valley Football League (GVFL) at Avalon Airport Oval in Under 18 and Senior grades.

In a tough contest the senior representative team went down to GVFL by 41 points. The Under 18s went down by 22 points to a classy GVFL outfit which ended a run of three successive championship victories for the Under 18 group.

Altona's Josh MacDonald was named best on ground for the Senior team, whilst Jordan Busuttill from Werribee Districts claimed the honours for the Under 18s.

The success of the program wouldn't have been possible if not for the entire coaching team, trainers and support staff, in particular head coaches Brad Julier and Matt Dean who led the Senior and Under 18 programs respectively. We thank Brad and Matt for their efforts to bring a quality program together.

I would like to make special mention of the players and clubs that put their support behind the 2019 representative program. Without your buy in and support the program would not be possible.

Three of the WRFL rising stars were acknowledged for their outstanding form with selection in the Vic Metro team. Altona's Josh MacDonald, Spotswood's Jordan Boyd and Werribee Districts player Connor Thar were picked in the final squad, which featured players under the age of 25 only. The Vic Metro team travelled to Launceston to take on the Tasmanian State



WRFL stars Josh MacDonald, Jordan Boyd and Connor Thar represented Vic Metro earlier this season.

League where Vic Metro went down by 36 points. Josh MacDonald once again claimed best on ground honours for Vic Metro.

## FINALS

As we hit September all eyes turned to finals. 2019 saw 22 of 28 clubs compete in finals that spanned five weeks, involving 46 games across five venues.

We congratulate all clubs that achieved the ultimate success in 2019.

We would like to acknowledge and thank each host club in Albion, Braybrook, Point Cook and Werribee (VFL) for the high level of organisation and preparation that went into hosting finals. Each club acquitted themselves very well, all contributing to another great finals series. The work of all clubs is very much appreciated.

## ACKNOWLEDGEMENTS

To the WRFL administration team - Matthew Duck, Jasmin Cannizzo, Jessie Chester, Kim Peak, Kristen Alebakis, Kristy Vidovic, Peter Harley and Steph Reimers - thank you for your support and the significant contributions each of you make to the smooth running of the competition. Also thank you Harry Sleigh, Jackson Taylor and Nish Moses from AFL Victoria who share the office at Whitten Oval.

Last but by no means least, a huge thank you to all club volunteers, including committee members and coaches that worked tirelessly through season 2019 to drive your respective clubs and the overall competition forward.

I hope everyone enjoys a small break and I look forward to working with you in 2020.

**Adam Sparrow**  
Manager Football Operations

**WE ENJOYED ANOTHER OUTSTANDING YEAR ON THE NETBALL COURTS IN 2019, AS THE VICTORIA UNIVERSITY WRFL NETBALL COMPETITION ENTERED ITS SECOND SEASON, WITH THE COMPETITION GROWING TO TWO DIVISIONS.**

In 2019 we welcomed three new clubs in Manor Lakes, North Sunshine and Point Cook Centrals, bringing the total number of teams to 18 (up from 12 in 2018). The introduction of three new clubs in 2019 now sees 10 of 35 WRFL member clubs involved in the competition.

The season length was extended to 14 weeks which commenced in April and concluded in August. All games were played on Friday evenings at the Victoria University Community Sports Stadium located at Whitten Oval.

Clubs fielding teams in 2019 were:

- Albion
- Braybrook
- Glen Orden
- Manor Lakes
- North Footscray
- North Sunshine
- Point Cook
- Point Cook Centrals
- Spotswood
- Sunshine

With an increase in numbers came an increase in overall playing standard, and as August arrived, so too did finals where six of the 10 clubs competed in a three-week finals series.



Point Cook Centrals celebrated an undefeated season in the Victoria University WRFL Netball competition.

The Division 1 season concluded with a local derby on Grand Final night with Point Cook Centrals and Point Cook battling it out in a high standard contest. Point Cook Centrals claimed the honours defeating last year's premiers by 20 goals.

In Division 2, Spotswood and Manor Lakes faced off in the Grand Final with Spotswood victorious by 20 goals. This result saw the team cap off a near-perfect season with only one loss.

There were many strong individual performances across the season which were celebrated with the announcement of the Division 1 and 2 Netball Teams of the Year respectively. Refer to page 39 to see the teams. Congratulations to all players picked in the teams along with Kelly Van Blommestein (Point Cook Centrals) and Claire Slattery (Spotswood) who were selected as Coach of the Year in Division 1 and Division 2 respectively.

The league's Annual Senior Awards Night at Encore Events Centre recognised the achievements of netballers with the Leading Goal-Shooters, Best and Fairest and Premiership teams being awarded.

There was no stronger individual performer than Point Cook Centrals Division 1 centre Olivia Burrow who capped off a fantastic season with the Division 1 Best and Fairest award to go with her Division 1 Grand Final Best on Court medal.

Following a review of competition logistics after the inaugural season, 2019 saw the appointment of Corsina Aquilina as WRFL Court / Umpire Manager. This role was largely charged with overseeing Friday night competition, coordinating umpire recruitment, retention, appointments and

development. We would like to thank Corsina for her work to manage and coordinate the umpiring team throughout the 2019 season.

A wider review of the competition administration structure saw the introduction of a Football and Netball Operations Officer prior to the 2019 season. Moving forward this role will be critical in providing ongoing support to all clubs. I would like to thank and acknowledge the work of James Poutney and Jessie Chester who have held this position in 2019.

With growth in the competition expected in future seasons we will continue to review all logistics and processes to ensure the competition is adequately resourced, but most importantly sustainable for all involved.

The WRFL was proud to partner with Victoria University for the second successive season. As the major naming rights partner of the competition, we thank Victoria University and look forward to working with them long into the future. The WRFL continues to maintain a strong relationship with Netball Victoria and we thank Netball Victoria for its ongoing support.

The success of the 2019 season would not have been possible without the many league stakeholders and most importantly the 10 participating clubs and their respective netball managers and committees.

I would like to thank all clubs, players, coaches and umpires for your support and contribution to the 2019 season. I look forward to working with you all to continue to grow the competition in the future.

**Adam Sparrow**  
Manager Football Operations



# JUNIOR OPERATIONS REPORT

STEPHANIE REIMERS

## SEASON 2019 SAW A RESTRUCTURE OF THE JUNIOR MIXED/BOYS COMPETITIONS, MOVING FROM SINGLE AGE GROUPS TO DOUBLE AGE GROUPS.

With this change came the hope of creating more competitive divisions from Under 12s through to Under 16s, with average margins decreasing again across all the age groups. Average margins in 2019 after grading were 41.7 points, a decrease from 48.9 points in season 2018.

COMPETITION	2018 MARGINS (AFTER GRADING)	2019 MARGINS (AFTER GRADING)	DECREASE
Under 11 Mixed	44.2	N/A	N/A
Under 12 Mixed	44.7	33.5	11.2
Under 12 Girls	34.5	25	9.5
Under 13 Mixed	53.5	N/A	N/A
Under 14 Mixed	63.6	58.8	4.8
Under 15 Girls	33.4	31.5	1.9
Under 15 Mixed	67.5	N/A	N/A
Under 16 Boys	N/A	47.3	20.2
Under 18 Girls	58.8	54	4.8

## GIRLS FOOTBALL

A new Junior Girls Under 10s age group was introduced this season supporting the increase of almost 100 junior girls playing football. The new competition allowed more junior girls to transition into junior football from Auskick providing a further structured pathway.

## JUNIOR FINALS SERIES

Another successful junior finals series was had where we saw 20 clubs represented in finals, with 12 different clubs sharing 17 Premierships on offer.

Multiple winners were Point Cook (3), Werribee Centrals (2), Hoppers Crossing (2) and Williamstown Juniors (2). A special congratulations to PEGS Juniors and Manor Lakes who experienced their first Junior Premierships in their respective club's history.

Thank you to all the clubs who hosted and delivered a successful junior finals series, making it a positive experience for players, officials, umpires and spectators:

- Albion Football Club
- Braybrook Football Club
- Tarneit Football Club
- Werribee Centrals Football Club
- Werribee Football Club
- Williamstown Football Club

Thank you to all the match managers, coaches, club officials, parents and volunteers who not only played an important role during finals, but throughout the season.

## MERGED TEAMS

It was great to see so many clubs working

together to enter several merged teams. It is not easy to operate under a merged team with many logistical challenges that are faced. Credit to Flemington Juniors and Ascot Vale Juniors (Under 10 Girls), Flemington Juniors and West Footscray (Under 12 Girls), Deer Park and West Footscray (Under 14), Newport Power Juniors and Spotswood (Under 14) and Albion and Yarraville Seddon Eagles (Under 16) who worked together to ensure that these players were able to continue to play football for their club this season.

## JUNIOR INTERLEAGUE/ DEVELOPMENT

The league experienced one of our most successful interleague series' with our junior teams winning 14 out of a possible 17 matches over the Queen's Birthday weekend in June. Congratulations to our Under 13B, Under 15 Division 1, Under 15 Division 2 and Under 15 Girls teams who went undefeated in their respective interleague matches with the Under 13Bs winning the Junior Carnival shield for the fourth year in a row.

Appreciation is extended to our coaches whom without their hard work and dedication it could not be possible.

- U13A** Paul Atkinson
- U13B** Darren Ryan & Damian Ramsey
- U14 Division 1** Jason Brown
- U14 Division 2** Paul Atkinson
- U15 Division 1** Rich Morrow
- U15 Division 2** Aaron Lombardi & Brodie Webster
- U15 Girls** Jessie Chester

To Albion, North Footscray, North Sunshine, Sunshine Heights and Truganina Thunder Football Clubs, thank you for making your facilities available to us hosting training and interleague matches.

## JUNIOR AWARDS

Encore Events Centre hosted the WRFL Junior Presentation Night again, where Premiership Cups were re-presented to winning captains and coaches. League Best and Fairest winners were acknowledged as well as

Interleague Awards, Junior Club and Junior Official of the Year Awards and Coach of the Year in the Junior and Youth categories.

Congratulations to Melisa Salih (Caroline Springs) on receiving the Junior Club Official of the Year Award and to the St Albans Football Club, which was presented with the Junior Club of the Year Award.

## JUNIORS BOARD

This season saw new programs and initiatives in action, and I would like to thank each of our Juniors Board members for their support as we aim to grow and develop the Western Region Football League Junior competition. Thank you to Chair Keith Brown and members Colin Clohesy, Graeme Clark, Justine Curatolo, Ivo Havard, Paul Madden, Tony Schibeci and Peter Young and to our outgoing members in Paul Robinson, Jayde de Bondt and Emma Kearney. Your guidance and support over the season is always appreciated and I look forward to working with you in season 2020.

## SEASON AHEAD

Season 2020 promises to be an exciting year for Junior Girls football, with the league restructuring the Junior Girls competitions to align the age groups with Junior Mixed and Boys competitions. The league will see the following age groups made available for female participants for the first time: Under 10, Under 12, Under 14, Under 16 and Under 18. This is an historic moment for the league and I am so excited to hopefully see more junior girls participating in the west.

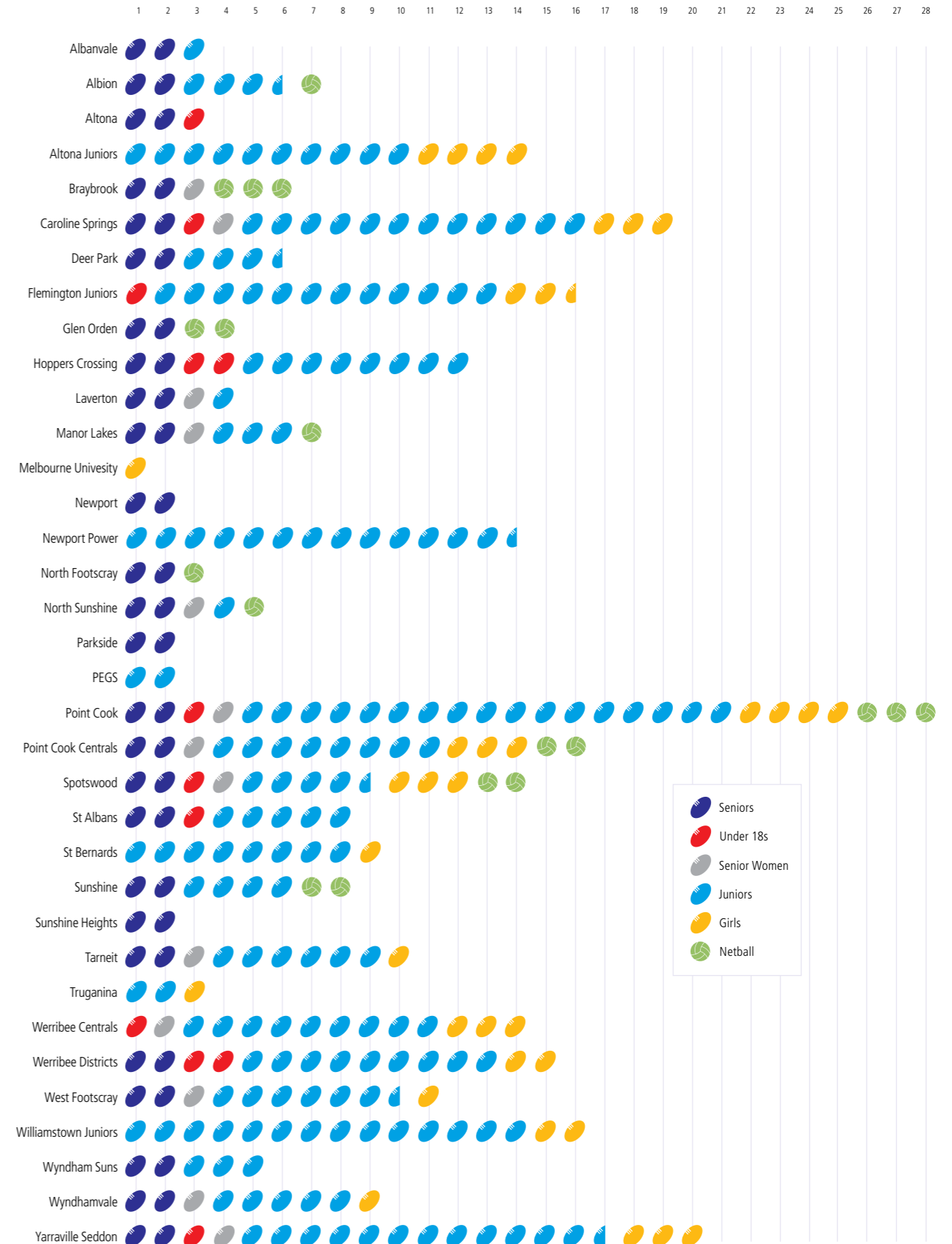
A huge thank you to all club committees, coaches, players and volunteers for your support of the WRFL Junior competition. You all play a part in making our league and juniors the best in the west!

**Stephanie Reimers**  
Manager Junior Football



The WRFL introduced an Under 10 Girls competition for the first time in 2019.

# TEAM LISTING





# COMMERCIAL PARTNERSHIPS REPORT

JASMIN CANNIZZO

**THIS YEAR THE WRFL EXPERIENCED SIGNIFICANT GROWTH AND DEVELOPMENT IN THE PARTNERSHIP SPACE WITH A FOCUS ON PROVIDING AN ELEVATED LEVEL OF SERVICE TO ALL PARTNERS.**

There were a range of new partners who came on board, in addition to existing partners increasing their sponsorship level, which is critical in supporting the ongoing growth of the WRFL.

The league continued to maximise marketing opportunities for partners to leverage their brand in the west, which included new and innovative campaigns that delivered on engagement, member benefit and digital presence. These opportunities included a range of new digital and social media assets where partners' brands were promoted across highly engaging campaigns, news and videos.

## COMMUNITY PARTNERSHIPS & EVENTS

The WRFL creates partnerships with community groups as we believe everyone has a responsibility to ensure the health and welfare of all players, officials, volunteers, umpires and stakeholders. This season there were a number of themed rounds to support a range of community initiatives:

## LOVE THE GAME, NOT THE ODDS

2019 saw the league renew this partnership for a further three years with the focus once again emphasizing the 'Love the Game, Not the Odds' themed round in late June. This year the target audience shifted to the youth age groups which saw the Under 16 Division 2 Newport Power team host the 2019 'Love the Game, Not the Odds' Cup match against the Yarraville Seddon Eagles. This round highlighted the need for adults to have the talk with the kids in their life around the risks of gambling.

## EJ WHITTEN FOUNDATION

The league continued to support the EJ Whitten Foundation with the EJ Whitten Foundation's Men's Health Round. A medal was awarded to one player from each Senior Men's team who was deemed to be the Best on Ground. Engrained in the home and away season, this round helps raise awareness of men's health issues in our community.

## TOWARDS ZERO

This season the WRFL partnered with the TAC in support of their Towards Zero campaign to encourage community football and netball clubs to set a goal of zero fatalities on our roads. In a first for the TAC, all WRFL's Senior Men's and Senior Women's captains sported the number 0 on the back of their jumper instead of their normal jumper. The WRFL provided ample support to all clubs by conducting a media photoshoot with TAC Partnership Manager Candice McDonald.

Braybrook, Sunshine, West Footscray and Wyndham Suns Football Clubs were also successful in receiving grants from the TAC.

## PARTNERSHIPS

Most 2018 partners continued on in 2019. We also welcomed new partners: Anglers Tavern, CUB, Encore Events Centre, Hobsons Bay Dental, Pacific Werribee, Sealane Food Service, Sporting Fine Art, and 1300 Temp Fence.

A special thank you to our Major Partners: RAMS Home Loan Centre Western Region, Trade Institute of Victoria, Victoria University, Victoria University Polytechnic, and the Western Bulldogs Football Club, whose continued support of the league is greatly appreciated.

The WRFL would also like to extend a thank you to all partners for their support of the league in 2019:

## MAJOR PARTNERS

- RAMS Home Loan Centre Western Region;
- Trade Institute of Victoria;
- Victoria University;
- Victoria University Polytechnic;
- Western Bulldogs Football Club;

## OFFICIAL PARTNERS

- Adcell (Red Onion);
- Anglers Tavern;
- Ascot Vale Sports & Trophies;
- Barkers Cafe;
- Beiersdorf;
- Bridgestone St Albans & Hoppers Crossing;
- Carlton United Breweries;
- Club Warehouse;
- Complete Hire Equipment;
- Encore Events Centre;
- Electronic Signage;
- Grant Professionals;
- Hobsons Bay Dental;
- Insurance 4 Footballers;
- Local Legends Photography;
- Melbourne Injury Lawyers;
- Pacific Werribee;
- PhysioPlus;
- Routleys;
- Sealane Food Service;
- Security Armed Solutions;
- SEDA;
- Sherrin;
- Sherwood;
- Sporting Fine Art;
- Starsub;
- Team App;
- Werribee Football Club;
- Williamstown Football Club;
- X-Blades;
- 1300 Temp Fence;

## COMMUNITY PARTNERS

- EJ Whitten Foundation;
- Fight MND;
- Sports Chaplaincy Australia;
- Transport Accident Commission;
- Victorian Responsible Gambling Foundation;
- 88.9 WYN FM.

Jasmin Cannizzo  
Commercial Manager



All the Senior Men's and Women's captains wore the number zero on their back for a special Towards Zero themed round this season.

# AFL VICTORIA DEVELOPMENT REPORT



JACKSON TAYLOR & HARRY SLEIGH

**2019 HAS BEEN ANOTHER SUCCESSFUL YEAR, THE HIGHLIGHT WAS SEEING SOME GREAT GROWTH IN CLUB FOOTBALL ACROSS THE REGION.**

Throughout the year there were several development initiatives delivered in the west including Coaching, Auskick, Youth Girls, Multicultural and School programs.

We also had Jackson Taylor take over Nish Moses' position as the AFL Victoria Development Manager for the Inner West. Nish looked after the region for the past three seasons.

Our coaching programs also saw a change this year with the North Melbourne Football Club launching their Next Generation Coaching Academy. This academy saw 30 quality coaches participate in an intensive two-day coaching program aimed at improving their coaching skill set, that will then in turn help expand the knowledge of coaches at their club.

We also ran programs with Williamstown and Werribee VFL Clubs, with more than 50 new coaches engaged across the region.

We saw another great year in Auskick, with 3,439 participants taking part in programs across the region, up on the 3,372 in 2018. There was also a focus on transitioning kids out of programs into local clubs and Auskick centres, seeing more than 70 kids transfer across. We will look to continue this work in 2020 to ensure we continue to support local Auskick centres and Junior clubs.

Auskick centres in the region also got the chance to take part in half-time Auskick at the MCG and Marvel Stadium as well as VFL half-time Auskick with Williamstown and Werribee.

The WRFL Junior numbers in the Under 8 to Under 12 age bracket also grew again in 2019 with an increase in team numbers. We also saw a growth in participants across the region, with new Youth Girls teams taking to the field, many of which were supported by AFLW player visits with North Melbourne player Kaitlyn Ashmore.

Other highlights included the Truganina Football Club entering the WRFL and both the Laverton and North Sunshine Football Clubs fielding Junior teams for the first time in several years.

We saw several clubs take up the Community Club Cultural Awareness Workshop for the first time. These sessions were delivered in partnership with our Multicultural Development Officers at North Melbourne

and the Western Bulldogs and saw clubs develop a Diversity Action Plan to make their club a more inclusive place.

The wins we had in the Unity Cup program last year were built on with the delivery of one of the country's first metro Unity Cup Hubs. We saw more than 65 participants engaged in a brand-new six week after school program at Braybrook College, 43 of whom were females, all of whom weren't currently playing community football. The success of this pilot program will see it extend into multiple secondary schools in term 1 in 2020. We will also look to find homes at clubs for these new participants of the game.

2019 was a huge step forward in school engagement where we saw more than 8,000 students in school programs. This is a 98% increase in the number of participants engaged compared to last year. It was also encouraging to see programs taking place in some of our schools with the lowest football penetration rates in the region. More than 12 schools that hadn't taken part in an AFL school program in the past five years received a four-week AFL program for all their students. With school engagement at an all-time high, we are looking forward

to connecting these programs and its participants to clubs and Auskick centres more than ever before.

The implementation of the Western Bulldogs pilot curriculum programs has been fantastic as well, with 86 schools across the entire western region participating in the Managing Minds or Everyone Matters curriculum programs. The programs have been a brilliant tool to introduce football to students who traditionally may not have been familiar with the game in a setting they are comfortable in their classrooms.

With the implementation of all these new programs aimed at progressing our game, we are as optimistic as ever about the growth and retention of participants in our Auskick and junior ranks.

We look forward to working alongside everyone in the new year and encourage anyone to reach out where we may be able to assist!

Jackson Taylor and Harry Sleigh  
AFL Victoria Football  
Development Managers



Laverton fielded a junior team for the first time in several seasons.



# UMPIRES REPORT

MARK WESTGARTH

## THE 2019 WRFL SEASON WAS A VERY EVEN COMPETITION ACROSS ALL DIVISIONS BOTH SENIOR AND JUNIOR.

The closeness of the competition has provided many excellent games of football with an increase in both skill and speed. With that comes the challenge to our Umpiring group who also need to improve with the standard.

In 2019, we had 23 field Umpires officiate Division 1 senior football, ranging in ages from 15 to 50, with the lower and upper age limits representing two first game Umpires in James Garnham (15 years) and Peter Pearce (50 years). This shows you are never too old or too young to Umpire at the highest level of football in the WRFL.

The Umpiring group continues to develop by providing opportunity in higher grades of football for those who take up the challenge to improve their skill. This year we introduced Hudl, which is a program allowing any vision of games to be cut and edited. Like footballers, the Umpiring coaching teams use Hudl to conduct whole group, discipline or individual based feedback to improve Umpiring standards. Most football followers only worry about the decisions in a game of football, but the key to correct decisions is the correct position, whether it is field, boundary or goal.

Hudl is becoming our greatest asset for the WRFL Umpires and I hope to support clubs in 2020 by providing vision of games to assist in greater understanding of free kick interpretation. Whilst in 2019 the focus was on using the vision from Division 1 football, we have trialled using cam recorders, which allow any game of football to be recorded and subsequently edited for coaching purposes. This provides all Umpires at any level the ability to access visual analysis of their games, which will provide another coaching tool to assist in Umpire development.

The growth in Umpire numbers in the WRFL has stabilised over the last three seasons, however the growth in player numbers has risen significantly. This poses a major challenge for the WRFL in that with more games of football being played, particularly with the increase in girls and women playing, we need to also increase Umpire numbers.

We have had great success with developing our youngest Umpires in the Under 12 competition, however they take several years to develop into Senior Umpires. In that, we need to recruit past players into Umpiring, as this will allow a quicker transition into the senior ranks. If you are thinking of retiring but would like to stay in the game, then have a go at Umpiring.

Arron Knezevic will trial at the VFL next year after two years of Umpiring after deciding to stop playing. At the age of 25, he still has the opportunity to Umpire AFL football.

There are many skilled and experienced coaches, who coach Umpires in the WRFL, just like a football team. My senior coaches, Paul DiMartino (Senior Field), Maree Wilke (Senior Boundary) and Graeme Hodgart (Senior Goal) lead this. In the junior ranks we have Adam Cosham and Michael Gurrie (Junior Field), Richard Watt (Junior Boundary) and Graeme Hodgart (Junior Goal).

The operational logistics of the WRFL Umpires rest with Rene van Kuyk (Administrator) and Bob Taylor (Junior Co-ordinator) who make sure Umpires are appointed to games and observed. Numerous assistant coaches, academy coaches and observers across all disciplines further support these key personnel.

WRFL CEO Matthew Duck and his team work very closely with the Umpiring team which supports the ongoing development of Umpiring in the WRFL.

I look forward to 2020 and hope to continue to grow the skill and depth of the WRFL Umpires.

Enjoy the break and see you on the track next year.

**Mark Westgarth**  
Director of Umpiring



WRFL Goal Umpire Paul Battaglia umpired his 400th Division 1 match this season.

# TRIBUNAL REPORT



ADRIAN NOBLE

## THE TRIBUNAL OF 2019 BEGAN WITH FIVE NEW PANEL MEMBERS WITH A VARYING DEGREE OF EXPERIENCE AND SPORTING BACKGROUNDS. THE NEW TEAM WORKED WELL TOGETHER THROUGHOUT THE YEAR AND THEIR DEDICATION OF TIME AND EFFORTS ARE GREATLY APPRECIATED BY THE WRFL.

A special thanks to the Tribunal of 2019:

- Darren Mayne (Deputy Chair)
- Jim Simmonds (Deputy Chair)
- Andrew Cook
- Angela Coulson
- Arthur Wright
- David Foley
- Donna Watson
- Frank Plata
- Ian Hamm
- Jill McBain
- Michael McNamara
- Nick Papadopoulos
- Rowan Mifsud
- Tom Hedditch
- Rene Van Kuyk (Tribunal Secretary)

There were 2604 games played across the WRFL this season. There was a total of 106 charges laid (set penalties and tribunal appearances), which was 20% down on 2018.

There were 197 junior boys' teams (Under 18 and below) that played during 2019. Of those teams, 20% played in either the Under 16 or Under 18 competitions. There were suspensions of 41 weeks imposed, of which the Under 16s or Under 18s received almost 59% of the penalties imposed.

Striking or attempting to strike was the most common offence (57%), up from 34.5% on 2018.

Umpire related offences represented 9%, down from 13.5% on 2018.

### HIGHLIGHTS

- Of all the Senior teams, Altona, North Sunshine, Sunshine Heights and Wyndham Suns did not have any reports at all, whilst Albanvale, Laverton, Manor Lakes, North Footscray, Point Cook and Yarraville Seddon Eagles had one report across all Senior and Junior teams.

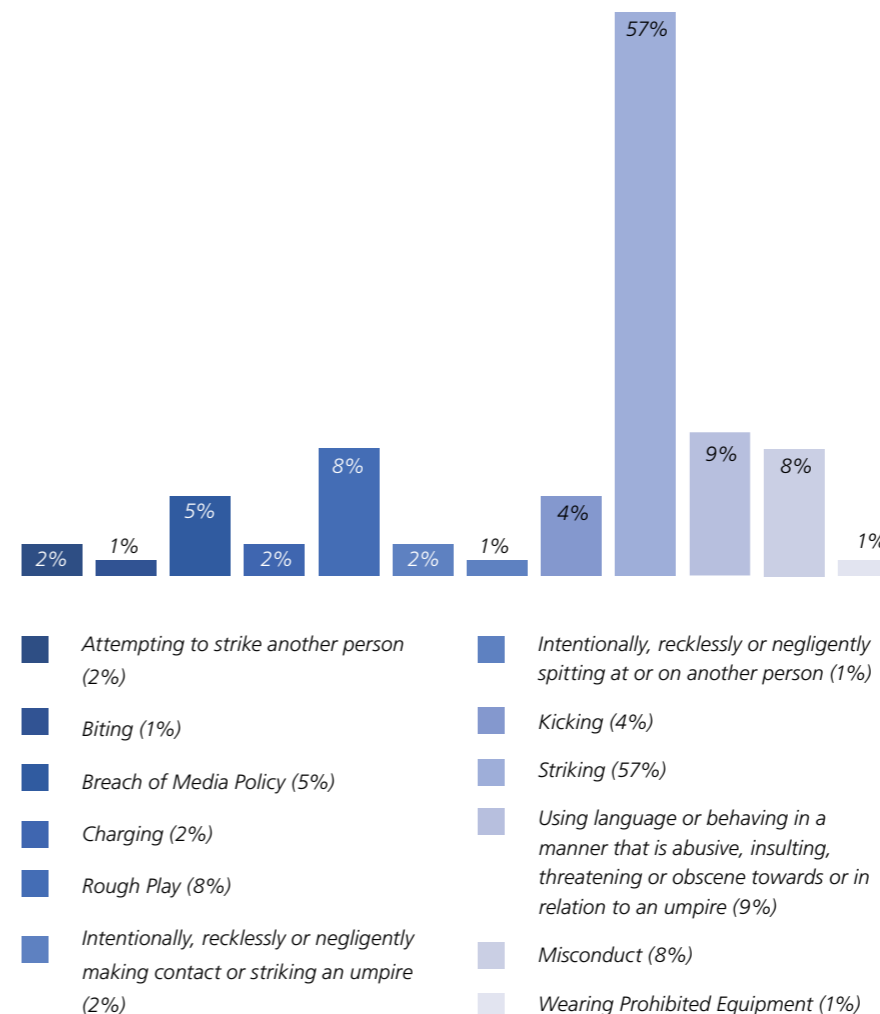
- Of the Junior Clubs, Altona Juniors did not have any reports at all, whilst St Bernards and Williamstown Juniors had one report only.
- For the second year in a row, both Altona and Altona Juniors have not had a single report.

### LOWLIGHTS

- Five Senior clubs were fined a total of \$4,650 (10 fines) of which \$2,000 (four fines) for two clubs were wholly suspended until the end of 2019.
- Three Junior clubs were fined a total of \$4,500 (three fines) of which \$500 (one fine) was wholly suspended until the end of 2019 and \$4,000 (two fines) for two clubs were wholly suspended until the end of 2021.

**Adrian Noble**  
Tribunal Chairman

### CHARGES



A WRFL Umpire is poised to throw the ball during a Senior match this season.



# MEDIA REPORT

KRISTEN ALEBAKIS

**THIS YEAR THE AIM OF THE WRFL MEDIA TEAM WAS TO IMPROVE THE LEAGUE'S DIGITAL PRESENCE AND PROVIDE COMPREHENSIVE COVERAGE OF ALL SENIOR AND JUNIOR FOOTBALL COMPETITIONS AND GROWING NETBALL COMPETITIONS THROUGH WIDE-RANGING SOCIAL AND BROADCAST PLATFORMS.**

New initiatives were implemented in 2019 while established assets were enhanced to allow greater coverage of the WRFL, giving our online community greater access to content than ever before.

In line with the WRFL's new Strategic Plan to continually develop the league's website and expand our online presence, this season saw significant growth across all our social channels. The WRFL's Instagram page saw the most growth, with the page becoming the most followed community football league on the platform. The WRFL was also awarded the Best Use of Online Media – Website/Social Media/Technology at the AFL Victoria Media Awards in December last year.

WRFL clubs also improved their online activity by posting more often throughout the season. I hope clubs continue to implement media strategies in 2020, as the more they post, particularly on Facebook and Instagram, the larger their audience becomes.

## SOCIAL MEDIA

The WRFL Instagram page continues to see significant growth, with the page having a 60.3% increase in followers from the previous year. Our reach also extended beyond 500,000 people in September.

The social channel has become the number one source for news, views and videos for the league's followers.

Instagram stories was a key feature to engage WRFL followers, with every Match of the Round highlighted. Junior and Senior Finals and Grand Final matches as well as all key WRFL events were all covered.

The WRFL Facebook page also saw an increase, growing to more than 12,300 followers.

One of the most engaging video series' produced this year was The Challenge, a seven-part series that pitted the WRFL Senior Men's and Women's stars against each other, to see who would be crowned the best of the west.

Each episode averaged 2500 views on Facebook.

Other shows produced this season include: Senior Men's and Senior Women's Preview Shows, Kids Chat, Quick Hands, Inner Sanctum, WRFL TV, Plays of the Week, Moments that Matter and the WRFL Insider.

## OUR VIRAL MOMENT

The WRFL had a viral moment in September, when a special Andrejs Everitt mark was viewed more than 300,000 times on Facebook. The minute-long video highlighting the spectacular mark in the dying stages of the Division 2 Grand Final reached more than 700,000 people and instantly became the most viewed video in WRFL history.

If you haven't watched the video yet, I strongly encourage you to head to the WRFL Facebook page and watch it.

The commentary, the swagger after the mark and the crowd reaction all add to the special Grand Final moment.

## PODCAST

The WRFL entered the world of Podcasts in 2019, introducing followers to the Final Siren Podcast.

Released every Tuesday throughout the home and away season and in finals, the in-depth Podcast covered every corner of the WRFL.

Hosted by Kevin Hillier, the Podcast was a chance to speak with Senior Men's and Women's Football and Netball coaches about results from the weekend, giving listeners a chance to hear from the people who play a big role in our community.

Four episodes were also produced which focused on all things Juniors. Topics included Junior Interleague, Finals and Coaching.

Overall, the Podcast had more than 6500 listens in its inaugural season.

## RADIO

The WRFL Radio Team, led by Peppe Cavaliere, Andrew Wilson and Cade Lucas were joined by Sarah Ramantanis, Nick Boylan and Sam Richards throughout the season.

The team of talented broadcasters constantly delivered a professional and entertaining call, giving the people of Melbourne's west in-depth analysis and live scores across every division each Saturday on 88.9 WYN FM.

Thank you for your efforts in 2019 and for bringing our great game to life via the airwaves. I hope all those who tuned in across the west and beyond enjoyed the call.

A thank you also goes to Krume Sazdovski for his commitment to setup the radio caravan at WRFL venues across the west each week. We couldn't do it without you.

## MEDIA TEAM

The league wouldn't have been able to achieve such great success in the digital space in 2019 if it wasn't for the work of a dedicated Media Team, who week in and week out work to provide the followers of the WRFL all the latest news.

Nick Boylan, Connor Pain, Sarah Ramantanis, Sam Richards, Jess McKay, Sarah Guganovic and Cody Bench all played important roles this season and I thank them for their excellent contributions as reporters, editors and photographers.

I also wanted to thank the league's official photographer, Local Legends Photography, in particular Darrell Jones. Photography plays a pivotal role in bringing the game to life and Darrell's ability to capture the moments that matter is extraordinary. His digital display showcases some of the best imagery from our game. We can't wait to continue our partnership in 2020.

Finally, I wanted to thank all WRFL clubs, coaches, umpires and players for their support in 2019. Your willingness to get involved in the various media opportunities throughout the season, particularly on Media Days, make it easy to create the fun and engaging content.

Thank you to the WRFL Office team for their ongoing support and guidance throughout the year. It is very much appreciated.

Next season promises to be another exciting season for the WRFL. As the competition continues to grow, so does the demand for media coverage. I look forward to the challenge ahead as we look for new and innovative ways to connect with our community.

**Kristen Alebakis**  
Media and Communications Manager



# DIVISION 1



Kelly Pickard and Elliot Cavallaro from the Altona Football Club take part in The Challenge.

# DIVISION 1 LADDERS & RESULTS

## RAMS DIVISION 1 SENIORS LADDER

TEAM	P	W	L	D	PTS	%
Altona	18	16	2	0	64	270.07
Spotswood	18	13	5	0	52	213.14
Deer Park	18	13	5	0	52	189.24
Hoppers Crossing	18	13	5	0	52	169.74
Werribee Districts	18	13	5	0	52	164.13
St Albans	18	10	8	0	40	122.66
Caroline Springs	18	6	12	0	24	72.06
Sunshine	18	4	14	0	16	76.99
Point Cook	18	2	16	0	8	36.70
Albion	18	0	18	0	0	15.71

## FINALS SERIES

**Qualifying Final:** Deer Park 13.8. (86) def. Spotswood 8.8. (56)

**Elimination Final:** Werribee Districts 17.14. (116) def. Hoppers Crossing 7.6. (48)

**Semi Final 2:** Altona 9.11. (65) def. Deer Park 6.10. (46)

**Semi Final 1:** Spotswood 7.7. (49) def. Werribee Districts 5.15. (45)

**Preliminary Final:** Deer Park 12.7. (79) def. Spotswood 7.10. (52)

## GRAND FINAL RESULT

**Deer Park** 2.4, 4.5, 6.8, 9.13 **(67)**

**Altona** 3.3, 8.6, 9.9, 9.10 **(64)**

### GOALS

Deer Park: S. Amarantidis 2, D. Cooper 1, J. Redpath 1, M. James 1, K. McHarg 1, J. Mills 1, J. Purton-Smith 1, S. Byrnes 1

Altona: M. Turnbull 3, E. Cavallaro 2, J. Post 2, J. Magnabosco 1, J. Marlais 1

### BEST

Deer Park: J. Mills, J. Purton-Smith, K. McHarg, J. McKenzie, S. Byrnes, J. Barling

Altona: S. Kennedy, M. Norton, K. Pickard, J. Marlais, J. Post, K. Johnson.



### HERB PASCARL MEDALIST

Jeremy Mills, Deer Park



RAMS DIVISION 1 SENIORS – DEER PARK Captain: Jack Purton-Smith Coach: Marc Bullen

## RAMS DIVISION 1 RESERVES LADDER

TEAM	P	W	L	D	PTS	%
Werribee Districts	18	16	2	0	64	274.67
Spotswood	18	15	3	0	60	341.10
Altona	18	15	3	0	60	286.47
Hoppers Crossing	18	13	5	0	52	242.48
Caroline Springs	18	10	8	0	40	189.35
Deer Park	18	7	11	0	28	88.13
St Albans	18	5	13	0	20	71.06
Point Cook	18	5	13	0	20	52.01
Sunshine	18	4	14	0	16	78.41
Albion	18	0	18	0	0	2.42

## FINALS SERIES

**Qualifying Final:** Altona 8.6. (54) def. Spotswood 7.10. (52)

**Elimination Final:** Hoppers Crossing 10.9. (69) def. Caroline Springs 3.7. (25)

**Semi Final 2:** Werribee Districts 6.4. (40) def. Altona 3.7. (25)

**Semi Final 1:** Spotswood 6.10. (46) def. Hoppers Crossing 4.5. (29)

**Preliminary Final:** Altona 15.8. (98) def. Spotswood 5.7. (37)

## GRAND FINAL RESULT

**Altona** 2.7, 4.8, 6.12, 9.14 **(68)**

**Werribee Districts** 1.2, 4.5, 6.6, 6.8 **(44)**

### GOALS

Altona: J. Mead 3, M. Trzeciak 2, K. Blake 2, W. Taylor 1, L. Goetz 1

Werribee Districts: M. Wilkinson 2, R. Harrington 2, J. Snow 1, R. Kirkpatrick 1

### BEST

Altona: K. Blake, M. Gattek, L. Goetz, W. Taylor, D. Pantalleresco, Z. Santullo

Werribee Districts: R. Kirkpatrick, J. Harris, B. McMahon, B. Di Sisto, L. Robinson, A. Alabakis



### BEST ON GROUND MEDALIST

Kyle Blake, Altona



RAMS DIVISION 1 RESERVES – ALTONA Captain: Jimmy Mead Coach: Dean Callaway

# DIVISION 1 TEAM OF THE YEAR

## COACH



## CAPTAIN



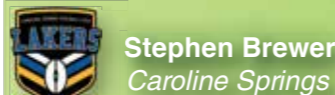
## BACKS



## HALF BACKS



## CENTRES



## HALF FOWARDS




## FORWARDS



## RUCKS



## INTERCHANGE



# DIVISION 2

# DIVISION 2 LADDERS & RESULTS

## DIVISION 2 SENIORS LADDER

TEAM	P	W	L	D	PTS	%
Wyndhamvale	18	17	1	0	68	215.24
Yarraville Seddon Eagles	18	15	3	0	60	188.00
Point Cook Centrals	18	11	7	0	44	102.34
Parkside	18	11	7	0	44	97.69
Newport	18	8	10	0	32	70.66
West Footscray	18	5	13	0	20	65.86
North Footscray	18	4	14	0	16	65.82
Manor Lakes	18	1	17	0	4	72.46

## FINALS SERIES

**Semi Final 2:** Yarraville Seddon Eagles 11.14. (80) def. Wyndhamvale 8.7. (55)

**Semi Final 1:** Parkside 5.10. (40) def. Point Cook Centrals 4.12. (36)

**Preliminary Final:** Wyndhamvale 5.12. (42) def. Parkside 5.5. (35)

## GRAND FINAL RESULT

**Yarraville Seddon Eagles** 2.4, 6.10, 10.13, 14.17 **(101)**

**Wyndhamvale** 2.3, 3.3, 4.7, 4.10 **(34)**

## GOALS

Yarraville Seddon Eagles: A. Everitt 3, A. Bouris 2, J. Varsamakis 2, J. Backway 2, S. Faure 2, T. Webster 1, J. Hahnell 1, M. Taylor 1

Wyndhamvale: D. Smith 1, C. Moreland 1, J. Lambley 1, N. Bisset 1

## BEST

Yarraville Seddon Eagles: K. Bharathi, O. Angerstein, B. Lester, J. Varsamakis, J. Robinson, B. Green

Wyndhamvale: B. Kolang, D. Smith, T. Tessari, E. Tzagarakis, K. James



## REX SWANN MEDALIST

Karan Bharathi, Yarraville Seddon Eagles



**DIVISION 2 SENIORS – YARRAVILLE SEDDON EAGLES Captains:** Lachlan Longmire and Jesse Varsamakis **Coach:** Vinnie Turcinovich

## DIVISION 2 RESERVES LADDER

TEAM	P	W	L	D	PTS	%
Yarraville Seddon Eagles	18	16	2	0	64	229.80
Parkside	18	12	6	0	48	197.93
Point Cook Centrals	18	12	6	0	48	150.41
Newport	18	12	6	0	48	139.53
North Footscray	18	9	9	0	36	104.11
Wyndhamvale	18	8	10	0	32	68.02
Manor Lakes	18	2	16	0	8	27.93
West Footscray	18	1	17	0	4	28.01

## FINALS SERIES

**Semi Final 2:** Parkside 9.11. (65) def. Yarraville Seddon Eagles 6.4. (40)

**Semi Final 1:** Newport 12.12. (84) def. Point Cook Centrals 7.3. (45)

**Preliminary Final:** Yarraville Seddon Eagles 4.8. (32) def. Newport 4.4. (28)

## GRAND FINAL RESULT

**Yarraville Seddon Eagles** 2.2, 5.3, 6.4, 8.6 **(54)**

**Parkside** 1.0, 2.1, 4.3, 6.5 **(41)**

## GOALS

Yarraville Seddon Eagles: L. Huell 2, A. Woodward 2, J. Hargreaves 1, L. Busk 1, J. Nabalwad 1, K. Smillie 1

Parkside: C. Tornatore 3, D. McMahon 2, A. Flavel 1

## BEST

Yarraville Seddon Eagles: J. Nabalwad, L. Huell, M. Wright, L. Perry, L. Busk, M. Jacob

Parkside: J. Chenn, C. Tornatore, J. Franklin, D. McMahon, M. Shepperbottom, C. Boulionis



## BEST ON GROUND MEDALIST

Jai Nabalwad, Yarraville Seddon Eagles



**DIVISION 2 RESERVES – YARRAVILLE SEDDON EAGLES Captain:** Shane Williams **Coach:** Bryce Hall

# DIVISION 2 TEAM OF THE YEAR

## COACH



**Chris Moreland**  
Wyndhamvale

## CAPTAIN



**Jesse Varsamakis**  
Yarraville Seddon

## BACKS



**Matthew Wright**  
Point Cook Centrals



**Matthew Chen**  
Parkside



**Malek El-Hassan**  
Newport

## HALF BACKS



**Chris Muratore**  
Parkside



**Kurt Mayne**  
Point Cook Centrals



**Callum Buchanan**  
West Footscray

## CENTRES



**Michael Szulc**  
Point Cook Centrals



**Ben Ashman**  
Parkside



**Karan Bharathi**  
Yarraville Seddon

## HALF FOWARDS



**Munir El Houli**  
Newport



**Darcy McCallum**  
West Footscray



**Daniel Smith**  
Wyndhamvale

## FORWARDS



**Jy Lambley**  
Wyndhamvale



**Brent Kelly**  
Parkside



**Nathan Bisset**  
Wyndhamvale

## RUCKS



**Jesse Varsamakis**  
Yarraville Seddon



**Dean Henderson**  
Point Cook Centrals



**Chris Moreland**  
Wyndhamvale

## INTERCHANGE



**Kieran Murphy**  
North Footscray



**James Edmonds**  
Yarraville Seddon




**Jack Tessari**  
Wyndhamvale



**Bol Kolang**  
Wyndhamvale

# DIVISION 3



# DIVISION 3 LADDERS & RESULTS

## DIVISION 3 SENIORS LADDER

TEAM	P	W	L	D	PTS	%
Albanvale	18	14	3	1	58	205.63
Sunshine Heights	18	14	4	0	56	147.45
Glen Orden	18	13	5	0	52	209.80
Tarneit	18	12	6	0	48	169.05
Wyndham Suns	18	8	10	0	32	99.73
Braybrook	18	7	10	1	30	108.52
Laverton	18	3	15	0	12	64.98
North Sunshine	18	0	18	0	0	17.41

## FINALS SERIES

**Semi Final 2:** Albanvale 11.13. (79) def. Sunshine Heights 10.9. (69)  
**Semi Final 1:** Glen Orden 15.9. (99) def. Tarneit 8.10. (58)  
**Preliminary Final:** Glen Orden 17.7. (109) def. Sunshine Heights 7.5. (47)

## GRAND FINAL RESULT

**Glen Orden** 4.1, 5.5, 9.7, 10.12 **(72)**  
**Albanvale** 1.0, 3.5, 5.8, 6.10 **(46)**

### GOALS

Glen Orden: D. Hinge 3, C. MacKey 2, J. Radovanovic 1, A. Law 1, M. Giles 1, W. Donaldson 1, L. Furniss 1  
 Albanvale: K. Taylor 1, D. Bartolo 1, D. Formosa 1, D. Borg 1, D. Thomas 1, B. Saric 1

### BEST

Glen Orden: M. Yates, A. Law, J. Burgess, M. Post, E. Gibson, D. Rosenzweig  
 Albanvale: B. Saric, D. Pace, J. Michetti, N. Cuthbertson, D. Formosa, K. Taylor



**HENRY TURNER MEDALIST**  
 Marc Yates, Glen Orden



**DIVISION 3 SENIORS – GLEN ORDEN** Captain: Michael Giles Coach: Phil Crea

## DIVISION 3 RESERVES LADDER

TEAM	P	W	L	D	PTS	%
Tarneit	18	15	3	0	60	246.11
Albanvale	18	15	3	0	60	191.10
Braybrook	18	11	7	0	44	160.34
Sunshine Heights	18	10	8	0	40	145.58
Glen Orden	18	9	9	0	36	131.89
Laverton	18	6	12	0	24	86.06
Wyndham Suns	18	5	13	0	20	42.01
North Sunshine	18	1	17	0	4	22.31

## FINALS SERIES

**Semi Final 2:** Tarneit 10.14. (74) def. Albanvale 4.5. (29)  
**Semi Final 1:** Sunshine Heights 14.11. (95) def. Braybrook 14.7. (91)  
**Preliminary Final:** Albanvale 13.18. (96) def. Sunshine 9.4. (58)

## GRAND FINAL RESULT

**Tarneit** 3.6, 4.8, 8.12, 10.13 **(73)**  
**Albanvale** 2.1, 3.2, 4.3, 6.5 **(41)**

### GOALS

Tarneit: D. Holman 3, H. Hunter 2, R. Psaila 1, C. Ebbels 1, L. Hobson 1, C. Hunter 1, J. Di Blasi 1

Albanvale: H. Campbell 2, D. Walsh 2, S. Farrugia 1, M. Bassi 1

### BEST

Tarneit: C. Ebbels, J. Hopla, J. Watterson, R. Symeoy, C. Wright, C. Hunter  
 Albanvale: D. Walsh, K. Truscott, D. Smith, J. Brook, T. Zerafa, J. Rattya



**BEST ON GROUND MEDALIST**  
 James Hopla, Tarneit



**DIVISION 3 RESERVES – TARNEIT** Captains: Sean Taylor and Zac Gillard Coach: Heath Hunter

# DIVISION 3 TEAM OF THE YEAR



# SENIOR WOMEN

# WOMEN'S LADDERS & RESULTS

## VICTORIA UNIVERSITY POLYTECHNIC SENIOR WOMEN'S LADDER

TEAM	P	W	L	D	PTS	%
Manor Lakes	14	13	1	0	1073.77	92.86
Spotswood	15	13	2	0	1250.00	86.67
Caroline Springs	15	13	2	0	404.18	86.67
Werribee Centrals	14	9	5	0	206.76	64.29
Point Cook Centrals	15	8	6	1	106.48	56.67
West Footscray	15	8	7	0	97.16	53.33
Yarrville Seddon Eagles	15	7	7	1	154.79	50.00
Point Cook	14	6	8	0	64.89	42.86
Laverton	15	5	9	1	73.31	36.67
Braybrook	15	5	10	0	28.60	33.33
Tarneit	15	4	10	1	31.71	30.00
North Sunshine	15	3	12	0	20.59	20.00
Wyndhamvale	15	0	15	0	5.18	0.00

## FINALS SERIES

**Qualifying Final:** Spotswood 6.6. (42) def. Caroline Springs 2.5. (17)

**Elimination Final:** Werribee Centrals 10.10. (70) def. Point Cook Centrals 4.5. (29)

**Semi Final 2:** Spotswood 11.12. (78) def. Manor Lakes 1.4. (10)

**Semi Final 1:** Caroline Springs 11.11. (77) def. Werribee Centrals 5.3. (33)

**Preliminary Final:** Caroline Springs 7.8. (50) def. Manor Lakes 7.5. (47)

## GRAND FINAL RESULT

**Spotswood** 0.5, 3.6, 3.7, 5.9 **(39)**

**Caroline Springs** 0.0, 1.3, 3.4, 4.4 **(28)**

### GOALS

Spotswood: K. Koropecyj 2, C. Brennan 1, S. Georgas 1, L. Dundon 1

Caroline Springs: C. Pretty 1, J. Kalmar 1, K. Raymundo 1, K. Hildred 1

### BEST

Spotswood: L. Dundon, C. Brennan, F. Whelan, J. Kirkham, C. Gashi, K. Koropecyj

Caroline Springs:

A. Fato, J. Raffaele, C. Pretty, D. Eustace, J. Kalmar, C. Balshaw



























**BEST ON GROUND MEDALIST**  
Lauren Dundon, Spotswood



VICTORIA UNIVERSITY POLYTECHNIC SENIOR WOMEN – SPOTSWOOD Captains: Sara Truman and Stacey Szalay Coach: Theo Theodorou

# WOMEN'S TEAM OF THE YEAR

COACH		CAPTAIN	
 Theo Theodorou Spotswood		 Alex Fato Caroline Springs	
BACKS			
 Ebony Hinton Manor Lakes	 Madeline Johnson Tarneit	 Jadene Kirk Laverton	
HALF BACKS			
 Taylor Morris Point Cook	 Lindsay Newton Manor Lakes	 Jennifer Tang Braybrook	
CENTRES			
 Kristelle Vanderwolf Yarrville Seddon	 Alex Fato Caroline Springs	 Ciara Elliott Point Cook Centrals	
HALF FOWARDS			
 Yana Frontczak Manor Lakes	 Caitlin Brennan Spotswood	 Larissa Renaut Werribee Centrals	
FORWARDS			
 Lauren Dundon Spotswood	 Kellee McIntosh Manor Lakes	 Caitlin Pretty Caroline Springs	
RUCKS			
 Sara Truman Spotswood	 Emily Duffy West Footscray	 Ann-Marie Geary Yarrville Seddon	
INTERCHANGE			
 Maryam Omar North Sunshine	 Thalia Wright Spotswood	 Krystyn Raymundo Caroline Springs	 Sam Kloet Werribee Centrals

# WESTERN REGION FOOTBALL LEAGUE

**WRFL OFFICE**  
Level 1 Whitten Oval,  
417 Barkly St  
FOOTSCRAY WEST

**ALBANVALE**  
Robert Bruce Reserve  
Gould Street  
DEER PARK

**ALBION**  
JR Parsons Reserve  
Cnr. Stanford & Wright Streets  
SUNSHINE

**ALTONA**  
Grant Reserve  
Sugar Gum Drive  
ALTONA

**ALTONA JUNIORS**  
Grant Reserve  
Sugar Gum Drive  
ALTONA

**BRAYBROOK**  
Pennell Reserve  
Cnr. Cramwell & Burke Streets  
BRAYBROOK

**CAROLINE SPRINGS**  
Town Centre Oval  
The Crossing  
CAROLINE SPRINGS

**DEER PARK**  
Deer Park Sports Oval  
Hume Street  
DEER PARK

**FLEMINGTON JUNIORS**  
JJ Holland Park  
Kensington Rd  
KENSINGTON

**GLEN ORDEN**  
Heathdale Oval  
Cnr. Nightingale & Kookaburra Ave  
WERRIBEE

**HOPPERS CROSSING**  
Hogans Road Reserve  
Hogans Road  
HOPPERS CROSSING

**LAVERTON**  
Laverton Park  
Cnr. Merton St & Hall Avenue  
ALTONA MEADOWS

**MANOR LAKES**  
Howqua Road Reserve  
Howqua Road  
MANOR LAKES

**MELBOURNE UNIVERSITY WOMEN'S**  
JJ Holland Park  
Kensington Rd  
KENSINGTON

**NEWPORT**  
Langshaw Reserve,  
ALTONA NORTH

**NEWPORT POWER**  
Bryan Martyn Oval  
Market Street  
NEWPORT

**NORTH FOOTSCRAY**  
Hansen Reserve  
Roberts Street  
WEST FOOTSCRAY

**NORTH SUNSHINE**  
Dempster Park  
Phoenix Street  
NORTH SUNSHINE

**PARKSIDE**  
Merv Hughes Oval  
Farnsworth Avenue  
FOOTSCRAY

**P.E.G.S**  
Penleigh & Essendon Grammer  
Wright Street  
KEILOR PARK

**POINT COOK**  
Saltwater Reserve  
Saltwater Promenade  
POINT COOK

**POINT COOK CENTRALS**  
Featherbrook Reserve  
Windorah Drive  
POINT COOK

**SPOTSWOOD**  
McLean Reserve  
The Avenue  
SPOTSWOOD

**ST. ALBANS**  
Kings Park Reserve  
Gillespie Road  
ST ALBANS

**ST. BERNARDS**  
St Bernards College  
Beryl Street  
WEST ESSENDON

**SUNSHINE**  
Kinder Smith Reserve  
Lily Street  
BRAYBROOK

**SUNSHINE HEIGHTS**  
Ainsworth Reserve  
Cnr. Glengala Rd & Vernon Cres  
WEST SUNSHINE

**TARNEIT**  
Wootten Rd Reserve  
Wootten Road  
TARNEIT

**TRUGANINA THUNDER**  
Mainview Boulevard,  
TRUGANINA

**WERRIBEE CENTRALS**  
Galvin Park  
Shaws Road  
WERRIBEE

**WERRIBEE DISTRICTS**  
Soldiers Reserve  
Cnr. College & Duncans Rd  
WERRIBEE

**WEST FOOTSCRAY**  
Shorten Reserve  
Cnr. Market & Essex Streets  
WEST FOOTSCRAY

**WILLIAMSTOWN JUNIORS**  
Bayside College  
Bayview Street  
WILLIAMSTOWN

**WYNDHAM SUNS**  
Goddard St Reserve,  
Cnr Penrose Prm. & Goddard St,  
TARNEIT

**WYNDHAMVALE**  
Wyndhamvale South Oval  
Black Forest Road  
WYNDHAMVALE

**YARRAVILLE SEDDON EAGLES**  
Yarraville Football Ground  
Williamstown Road  
YARRAVILLE



	Club location		WRFL office
	Brimbank City Council		Melton City Council
	Hobsons City Council		Moonee Valley City Council
	Hume City Council		Moreland City Council
	Maribyrnong City Council		Wyndham City Council
	Melbourne City Council		

# PHOTOS OF THE YEAR



Hoppers Crossing's bench jump for joy when the siren sounds in the TIV Under 18 Division 1 Grand Final.



Altona co-captain James Mead celebrates kicking a goal in their victory over the Tigers.



Point Cook Centrals cap off an unbeaten year by winning the 2019 Victoria University WRFL Netball Division 1 premiership.



Channel 7 commentator Matthew Richardson interviews Eagles co-captain Lachie Longmire at the Division 2 Grand Final.



When the siren sounds and you are in-front. Point Cook win the SEDA 16 Division 1 flag.



St Bernards celebrate winning the Western Bulldogs Under 14 Division 2 premiership.



Werribee Districts and Spotswood show great respect for each other after the Werribee Football Club Under 18 Girls Grand Final.



# UNDER 18

# UNDER 18 LADDERS & RESULTS

## 2019 TRADE INSTITUTE OF VICTORIA UNDER 18 DIVISION 1 LADDER

TEAM	P	W	L	D	PTS	%
Altona	17	15	2	0	403.20	60
Hoppers Crossing 1	17	15	2	0	362.15	60
Werribee Districts 1	17	12	5	0	255.32	48
Caroline Springs	17	11	6	0	231.87	44
Yarraville Seddon Eagles	17	10	7	0	158.64	40
Flemington Juniors	17	7	10	0	62.66	28

### FINALS SERIES

**Elimination Final 1:** Werribee Districts 17.11. (113) def. Flemington Juniors 4.11. (35)

**Elimination Final 2:** Yarraville Seddon Eagles 7.12. (54) def. Caroline Springs 7.11. (53)

**Semi Final 2:** Hoppers Crossing 10.11. (71) def. Altona 10.9. (69)

**Semi Final 1:** Werribee Districts 18.10. (118) def. Yarraville Seddon Eagles 7.7. (49)

**Preliminary Final:** Werribee Districts 6.10. (46) def. Altona 4.9. (33)

### GRAND FINAL RESULT

**Hoppers Crossing 1** 1.1, 5.2, 8.8, 9.11 **(65)**

**Werribee Districts 1** 3.2, 4.3, 5.3, 7.4 **(46)**

#### GOALS

Hoppers Crossing 1: B. Chehade 3, E. Haddara 2, K. Saoud 1, A. Haddara 1, J. Mathews 1, C. White 1

Werribee Districts 1: K. Hawea-King 2, B. Wingard 1, K. Capovilla 1, M. Kak 1, J. Riazati 1, M. Casale 1

#### BEST

Hoppers Crossing 1: J. Bainbridge, N. Koutsogiannis, E. Haddara, B. Chehade, P. Tomelty, C. White

Werribee Districts 1: L. Tarola, M. Casale, M. Ryan, D. Grmusa, M. Kak, M. Robertson.



#### BEST ON GROUND MEDALIST

Ezzat Haddara, Hoppers Crossing



TIV UNDER 18 DIVISION 1 – HOPPERS CROSSING Captain: Riley Fisher Coach: Shane Buckingham

## UNDER 18 DIVISION 2 LADDER

TEAM	P	W	L	D	PTS	%
Point Cook	16	8	8	0	87.49	50.00
Spotswood	15	7	8	0	108.48	46.67
Sunshine	16	7	9	0	56.55	43.75
Werribee Districts 2	15	5	10	0	74.67	33.33
St Albans	16	4	11	1	51.38	28.12
Hoppers Crossing 2	15	3	11	1	34.10	23.33
Werribee Centrals	15	0	15	0	12.28	0.00

### FINALS SERIES

**Qualifying Final:** Spotswood 10.10. (70) def. Sunshine 5.6. (36)

**Elimination Final:** Werribee Districts 13.13. (91) def. St Albans 8.14. (62)

**Second Semi Final:** Spotswood 11.11. (77) def. Point Cook 10.9. (69)

**First Semi Final:** Werribee Districts 13.18. (96) def. Sunshine 6.5. (41)

**Preliminary Final:** Point Cook 3.11. (29) def. Werribee Districts 3.10. (28)

### GRAND FINAL RESULT

**Spotswood** 5.3, 8.5, 9.7, 14.9 **(93)**

**Point Cook** 0.3, 3.6, 6.8, 9.9 **(63)**

#### GOALS

Spotswood: A. El Houli 5, C. Barnes 3, J. Heriot 1, J. Cardwell 1, C. Rains 1, L. Burns 1, A. Theodorou 1, P. Dragovic 1

Point Cook: P. Farley 2, M. Waugh 2, M. Rouvray 1, C. Brown 1, S. Sturrock 1, L. McIntosh 1, G. Clark 1

#### BEST

Spotswood: D. Cullen, C. Rains, A. El Houli, J. Heriot, H. Newitt, M. Buck

Point Cook: C. Brown, M. Rouvray, D. Harmer, W. Colley, G. Clark, J. Watt



#### BEST ON GROUND MEDALIST

Cameron Rains, Spotswood



TIV UNDER 18 DIVISION 2 – SPOTSWOOD Captain: Darcy Cullen Coach: Tony Walshe

# THEMED ROUND IMAGES



Matt Sparks from Glen Orden and Dion Carabott from Laverton were winners of the EJ Whitten Medal.



Western Bulldogs captain Eastern Wood took part in a special photoshoot as part of the Victorian Responsible Gambling Foundation's 'Love the Game, Not the Odds' Round.



Junior stars from Flemington Juniors took part in the annual Sockit2MND Round in June.



All Senior Men's and Women's Captains wore the number 0 on their back as part of the TAC Towards Zero Round.




Jackson Menadue won the Anzac Medal in Point Cook Centrals one-point victory over Manor Lakes.



Werribee Districts played Hoppers Crossing in a special Anzac Day clash at Keogh Homes Oval this year.



The Wyndham Suns and Glen Orden Football Clubs played in a special TAC Towards Zero game.



# NETBALL

# NETBALL LADDERS & RESULTS

## VICTORIA UNIVERSITY NETBALL DIVISION 1 COMPETITION LADDER

TEAM	P	W	L	D	PTS	%
Point Cook Centrals 1	14	14	0	0	56	210.71
Point Cook Blue	14	11	3	0	44	156.58
Braybrook Whitten	14	10	4	0	40	134.70
Sunshine 1	14	9	5	0	36	116.59
Spotswood Gold	14	8	6	0	32	111.70
Point Cook Red	14	7	7	0	28	90.49
North Footscray	14	6	8	0	24	83.66
Braybrook Priest	14	3	11	0	12	66.54
Point Cook Centrals 2	14	1	13	0	4	52.60
North Sunshine	14	1	13	0	4	44.54

### FINALS SERIES

**Semi Final 2:** Point Cook Centrals 1 59 def. Point Cook Blue 29

**Semi Final 1:** Sunshine 1 38 def. Braybrook Whitten 35

**Preliminary Final:** Point Cook Blue 33 def. Sunshine 1 32

### GRAND FINAL RESULT

**Point Cook Centrals 1** 50

**Point Cook Blue** 30

### BEST ON COURT MEDALIST

Olivia Burrow, Point Cook Centrals 1



**VICTORIA UNIVERSITY DIVISION 1 NETBALL**  
– POINT COOK CENTRALS  
Captain: Katie Kakoschke Coach: Kelly Van Blommestein

## VICTORIA UNIVERSITY NETBALL DIVISION 2 COMPETITION LADDER

TEAM	P	W	L	D	PTS	%
Spotswood Green	14	13	1	0	52	179.00
Manor Lakes	14	10	4	0	40	135.71
Braybrook Hawkins	14	9	5	0	36	129.02
Sunshine 2	14	8	5	1	34	108.08
Glen Orden Gold	14	7	6	1	30	101.23
Point Cook White	14	5	9	0	20	89.22
Albion	13	3	10	0	12	71.15
Glen Orden Brown	14	0	14	0	0	44.31

### FINALS SERIES

**Semi Final 2:** Spotswood Green 53 def. Manor Lakes 25

**Semi Final 1:** Sunshine 2 25 def. Braybrook Hawkins 20

**Preliminary Final:** Manor Lakes 30 def. Sunshine 2 28

### GRAND FINAL RESULT

**Spotswood Green** 48

**Manor Lakes** 28

### BEST ON COURT MEDALIST

Renee Hulls, Spotswood Green



**VICTORIA UNIVERSITY DIVISION 2 NETBALL**  
– SPOTSWOOD  
Captain: Ashleigh Withers Coach: Claire Slattery

# NETBALL TEAM OF THE YEAR

COACH		INTERCHANGE	
Kelly Van Blommestein Point Cook Centrals	Jenna Goricanec Point Cook	Roiroi Naicovi Sunshine	Ruby Lethlean Sunshine
<b>CENTRE</b>			
Olivia Burrow Point Cook Centrals			
GOAL KEEPER	GOAL DEFENCE	GOAL ATTACK	GOAL SHOOTER
Jane Goodier Point Cook	Eliza Roughead Point Cook	Helena Samardzija Braybrook	Rebecca Hicks Point Cook Centrals
<b>WING DEFENCE</b>		<b>WING ATTACK</b>	
Taylah Chamra Braybrook		Jacinta Fuzy Spotswood	

COACH		INTERCHANGE	
Claire Slattery Spotswood	Ashleigh Withers Spotswood	Rachael Neville Albion	Janine Long Manor Lakes
<b>CENTRE</b>			
Charlee Pearce Sunshine			
GOAL KEEPER	GOAL DEFENCE	GOAL ATTACK	GOAL SHOOTER
Renee Hulls Spotswood	Jessica Cain Point Cook	Kelly Prentice Spotswood	Ashlee Dillon Glen Orden
<b>WING DEFENCE</b>		<b>WING ATTACK</b>	
Heidi Hamilton Manor Lakes		Amy Morgan Sunshine	

# JUNIOR GRAND FINALS

## WERRIBEE FOOTBALL CLUB UNDER 18 GIRLS

TEAM	P	W	L	D	PTS	%
Werribee Districts	14	13	1	0	582.23	92.86
Spotswood Green	14	12	2	0	369.23	85.71
Altona Juniors	14	9	5	0	140.15	64.29
Caroline Springs	14	8	6	0	198.19	57.14
Werribee Centrals	14	8	6	0	110.20	57.14
Melbourne University	14	7	7	0	76.13	50.00
Point Cook Centrals	14	6	8	0	102.28	42.86
Spotswood Gold	14	4	10	0	42.97	28.57
Point Cook	14	3	11	0	25.00	21.43
Wyndhamvale	14	0	14	0	9.54	0.00

**Spotswood Green** 1.0, 3.2, 6.2, 8.2 (50)

**Werribee Districts** 1.0, 3.1, 3.2, 4.3 (27)

### GOALS

Spotswood Green: J. Goodman 4, M. Huta 3, S. Bradley 1

Werribee Districts: L. Grieve 2, E. Robinson 1, S. Chapman 1

### BEST

Spotswood Green: I. Grant, I. Pritchard, J. Goodman, M. Huta, I. Cavka, T. Evans

Werribee Districts: C. Tyrrell, E. Golding, R. Kerr, C. Currie, T. Patel, L. Grieve



**UNDER 18 GIRLS – SPOTSWOOD**  
 Captain: Madeline Mitchell and Peggy Toutziarakis  
 Coach: Chris Grant and Ian Allen

## SEDA UNDER 16 DIVISION 1

TEAM	P	W	L	D	PTS	%
Point Cook	12	12	0	0	340.89	100.00
Caroline Springs	12	8	3	1	182.28	70.83
Werribee Districts	12	8	3	1	138.62	70.83
Williamstown Juniors	12	6	6	0	137.01	50.00
St Bernard's	12	5	7	0	119.10	41.67
Altona Juniors	12	2	10	0	34.27	16.67
Flemington Juniors	12	0	12	0	17.72	0.00

**Point Cook** 1.2, 1.6, 5.9, 7.13 (55)

**Caroline Springs** 2.3, 3.5, 3.6, 6.9 (45)

### GOALS

Point Cook: C. Kizan 2, J. Botsaris 1, J. Kuppen 1, J. Quattrocelli 1, S. Cilmi 1, B. Simms 1

Caroline Springs: T. Wood 2, L. Mellon 2, J. Heron 1, H. Da Cruz 1

### BEST

Point Cook: H. Lawlor, J. Kuppen, B. Kolyniuk, C. Kizan, J. McVey, C. Wallace

Caroline Springs: B. Wol, N. Cugliari, D. Coleman, M. Hudson, T. Wood, T. Gysberts



**UNDER 16 DIVISION 1 – POINT COOK**  
 Captain: James McVey and Billy Kolyniuk  
 Coach: Steve Kolyniuk

# JUNIOR GRAND FINALS

## SEDA UNDER 16 DIVISION 2

TEAM	P	W	L	D	PTS	%
Yarraville Seddon Eagles	13	12	1	0	206.94	92.31
Point Cook Centrals	12	10	2	0	238.67	83.33
Hoppers Crossing	13	10	3	0	147.53	76.92
Werribee Centrals	12	7	5	0	121.26	58.33
Newport Power Juniors	12	7	5	0	104.11	58.33
Williamstown Juniors	12	6	6	0	90.26	50.00
Point Cook	13	3	10	0	75.21	23.08
St Albans	13	1	12	0	36.67	7.69
Werribee Districts	12	0	12	0	36.29	0.00

**Yarraville Seddon Eagles** 5.3, 7.5, 10.5, 15.6 (96)

**Point Cook Centrals** 1.1, 1.1, 2.1, 4.4 (28)

### GOALS

Yarraville Seddon Eagles: O. Siddell 4, C. Hobson 3, O. Jones 2, H. Seeliger 2, S. Turnbull 1, B. Sianos 1, Z. Greenham 1, S. Whittaker 1

Point Cook Centrals: L. Haddara 3, J. Gerolemou 1

### BEST

Yarraville Seddon Eagles: H. Creswick, J. Perry, T. Manley, S. Turnbull, O. Siddell, O. Jones

Point Cook Centrals: L. Haddara, J. Gerolemou, L. Ingham, M. Harris, D. De Lia, J. Dahdah



**UNDER 16 DIVISION 2 – YARRAVILLE SEDDON EAGLES**  
 Captain: Sebastian Turnbull and Kobe Cikala  
 Coach: Justin Mullane

## SEDA UNDER 16 DIVISION 3

TEAM	P	W	L	D	PTS	%
Werribee Centrals	14	14	0	0	439.06	100.00
Caroline Springs	14	9	5	0	228.33	64.29
St Bernard's	14	9	5	0	137.54	64.29
Newport Power Juniors	14	9	5	0	121.38	64.29
Tarneit	13	8	5	0	139.30	61.54
Albion	13	6	7	0	74.45	46.15
Point Cook	14	6	8	0	98.10	42.86
Hoppers Crossing	14	5	9	0	53.64	35.71
Williamstown Juniors	14	2	12	0	32.87	14.29
Flemington Juniors	14	1	13	0	30.91	7.14

**Werribee Centrals** 3.6, 6.8, 10.13, 15.13 (103)

**Tarneit** 1.0, 3.2, 3.5, 4.10 (34)

### GOALS

Werribee Centrals: M. Logan 4, J. Knight 2, M. Atem 2, D. Pace 2, K. Hazeldine 1, A. Mould 1,

J. Martinez - Foley 1, J. Pogorzelski 1, L. Haddrell 1

Tarneit: Y. Kailie 2, C. Farrugia 1, E. Caithness 1

### BEST

Werribee Centrals: M. Logan, J. Davis, J. Knight, L. Haddrell, D. Fletcher, K. Hazeldine

Tarneit: T. Stephens, J. Tancredi, E. Caithness, N. Fawal, S. Tomelty, C. Rose



**UNDER 16 DIVISION 3 – WERRIBEE CENTRALS**  
 Captain: Jacob Knight and Lachlan Haddrell  
 Coach: Scott Mizzi

# JUNIOR GRAND FINALS

## WERRIBEE FC UNDER 15 GIRLS DIVISION 1

TEAM	P	W	L	D	PTS	%
Caroline Springs 1	13	12	1	0	1071.21	92.31
Spotswood	13	10	2	1	200.00	80.77
Yarraville Seddon Eagles	14	8	5	1	110.96	60.71
Williamstown Juniors	14	8	6	0	126.62	57.14
Point Cook	13	6	7	0	76.61	46.15
Tarneit	14	6	8	0	84.99	42.86
Werribee Districts	14	6	8	0	83.56	42.86
Werribee Centrals	14	5	9	0	73.00	35.71

**Caroline Springs 1** 1.1, 4.2, 4.2, 6.5 (41)  
**Spotswood** 0.0, 0.1, 2.3, 2.3 (15)

### GOALS

Caroline Springs 1: C. Sindoni 2, J. Kondis 2, D. Galle 1, S. Zammit 1  
 Spotswood: A. Hussein 1, M. Kadour 1

### BEST

Caroline Springs 1: C. Sindoni, H. Herring, K. Whiley, J. Gravagna,  
 A. Portelli, D. Baldacchino  
 Spotswood: A. Brinksma, S. Dickie, L. Fenn, A. Karagiannis,  
 M. Winnell, M. Graf



**UNDER 15 GIRLS DIVISION 1 – CAROLINE SPRINGS**  
 Captain: Hayley Herring and Amelia Seviar  
 Coach: Shaun Rainer

## WERRIBEE FC UNDER 15 GIRLS DIVISION 2

TEAM	P	W	L	D	PTS	%
St Bernard's	13	9	4	0	283.09	69.23
Flemington Juniors	12	8	4	0	534.57	66.67
Altona Juniors	12	7	5	0	143.40	58.33
Newport Power Juniors	13	4	9	0	95.05	30.77
Caroline Springs 2	13	4	9	0	53.46	30.77
Point Cook Centrals	12	2	10	0	52.89	16.67
West Footscray	12	2	10	0	11.45	16.67

**Flemington Juniors** 0.0, 2.5, 2.5, 5.6 (36)  
**St Bernard's** 1.6, 1.6, 4.9, 4.9 (33)

### GOALS

Flemington Juniors: A. Foca-Cunha 3, S. Ibrahim 1, L. Smith 1  
 St Bernard's: H. Juricskay 2, C. Grech 1, S. Bennett-Papworth 1

### BEST

Flemington Juniors: A. Foca-Cunha, P. Andrews-Quinn, S. Stoney,  
 A. Barr, A. Menard, R. Sutherland  
 St Bernard's: H. Juricskay, M. Richmond, B. Gollant, S. Ferreri,  
 S. Bennett-Papworth, M. Tosto



**UNDER 15 GIRLS DIVISION 2 – FLEMINGTON JUNIORS**  
 Captain: Shenay Ibrahim  
 Coach: Emma Kearney

# JUNIOR GRAND FINALS

## WESTERN BULLDOGS UNDER 14 DIVISION 1

TEAM	P	W	L	D	%	% WON
Point Cook	13	12	1	0	328.98	92.31
Williamstown Juniors	13	12	1	0	210.93	92.31
Yarraville Seddon Eagles	12	8	4	0	132.79	66.67
Point Cook Centrals	13	7	6	0	106.33	53.85
Caroline Springs	12	3	9	0	78.50	25.00
Werribee Centrals	12	3	9	0	75.26	25.00
Altona Juniors	13	1	12	0	14.13	7.69

**Point Cook** 3.3, 4.4, 5.4, 7.6 (48)  
**Williamstown Juniors** 0.0, 1.1, 1.2, 2.3 (15)

### GOALS

Point Cook: H. Hasna 3, D. Moloney 1, M. Cilmi 1, C. Waddell 1,  
 J. Lever 1

Williamstown Juniors: C. Galea 1, C. Bettenay 1

### BEST

Point Cook: K. Harris, M. Cilmi, H. Hasna, D. Moloney, J. Lever,  
 J. McGraw

Williamstown Juniors: L. Heriot, J. Modola, J. Cave, A. Martinez,  
 C. Bettenay



**UNDER 14 DIVISION 1 – POINT COOK**  
 Captain: Jack McGraw  
 Coach: Nick Waddell

## WESTERN BULLDOGS UNDER 14 DIVISION 2

TEAM	P	W	L	D	%	% WON
Werribee Districts	13	9	4	0	120.47	69.23
St Bernard's	14	9	5	0	284.01	64.29
Newport Power Juniors	14	9	5	0	199.38	64.29
Flemington Juniors	14	9	5	0	143.65	64.29
Williamstown Juniors	13	8	5	0	161.08	61.54
Sunshine	13	5	8	0	120.32	38.46
Tarneit	13	2	11	0	30.93	15.38
Point Cook	14	1	13	0	19.25	7.14

**St Bernard's** 1.2, 2.3, 5.6, 5.7 (37)  
**Flemington Juniors** 0.1, 1.2, 1.4, 1.4 (10)

### GOALS

St Bernard's: J. ten Dam 3, A. Diamandis 2

Flemington Juniors: A. Bougatsias 1

### BEST

St Bernard's: J. ten Dam, S. Bovalina, M. Loukomitis, R. Weinber,  
 J. Elasmara, A. Diamandis

Flemington Juniors: A. Bougatsias, F. Baber, H. Height, C. Eason,  
 N. Hopman, N. Raudys



**UNDER 14 DIVISION 2 – ST BERNARD'S**  
 Captain: Matthew Loukomitis  
 Coach: Frank Petrucelli

# JUNIOR GRAND FINALS

## WESTERN BULLDOGS UNDER 14 DIVISION 3

TEAM	P	W	L	D	%	% WON
Hoppers Crossing	13	13	0	0	804.91	100.00
West Footscray	12	10	2	0	298.21	83.33
Werribee Centrals	13	9	4	0	177.30	69.23
St Albans	13	9	4	0	92.87	69.23
Yarraville Seddon Eagles	13	8	5	0	142.36	61.54
Caroline Springs	13	6	7	0	89.50	46.15
Williamstown Juniors	13	4	9	0	15.60	30.77
Spotswood/Newport Power Juniors	13	3	10	0	30.23	23.08
Wyndhamvale	13	2	11	0	41.68	15.38

**Hoppers Crossing** 2.1, 7.2, 9.5, 12.10 (82)  
**West Footscray** 4.1, 6.2, 10.4, 10.5 (65)

### GOALS

Hoppers Crossing: T. Danaher 2, C. Dansey 2, A. Mills 1, C. Smith 1, R. Zammit 1, D. Bramwell 1, K. Hisni 1, Z. Coles 1, C. Spackman 1, F. Vesty 1

West Footscray: J. Gerardi 4, S. Mavrokostidis 2, M. Hegarty 1, S. Hall 1, D. Lim 1, W. Barker 1

### BEST

Hoppers Crossing: T. Danaher, A. Mills, C. Spackman, F. Vesty, B. Crews, R. Zammit

West Footscray: D. Lim, S. Hall, H. Lovell, J. Gerardi, S. Mavrokostidis, W. Barker



**UNDER 14 DIVISION 3 – HOPPERS CROSSING**  
 Captain: Taj Danaher  
 Coach: Justin Danaher

## WESTERN BULLDOGS UNDER 14 DIVISION 4

TEAM	P	W	L	D	%	% WON
Hoppers Crossing	13	12	1	0	377.43	92.31
Altona Juniors	12	8	4	0	211.75	66.67
Point Cook Centrals	13	7	6	0	99.29	53.85
Caroline Springs	13	6	6	1	97.45	50.00
Point Cook	13	6	7	0	184.85	46.15
St Bernard's	13	6	7	0	81.16	46.15
Werribee Centrals	13	3	10	0	58.14	23.08
West Footscray / Deer Park	13	2	11	0	27.96	15.38
Flemington Juniors	13	1	11	1	33.48	11.54

**Hoppers Crossing** 3.4, 5.7, 5.10, 8.10 (58)  
**Altona Juniors** 1.1, 1.1, 2.1, 4.5 (29)

### GOALS

Hoppers Crossing: C. Roberts 2, L. Roberts 2, J. Carlile 2, C. Purton 1, A. El Houli 1

Altona Juniors: M. Robinson 2, M. Taumata 1, N. Zamanis 1.

### BEST

Hoppers Crossing: B. Thomson, O. Moorfoot, D. Rust, T. Diczku, K. Macaulay, P. Micallef

Altona Juniors: C. Rooney, A. Ogilvie, R. Giles-Holmes, W. Hunt, J. Munro, J. Hayden.



**UNDER 14 DIVISION 4 – HOPPERS CROSSING**  
 Captain: Bailey Dumesny  
 Coach: Dudley Diczku

# JUNIOR GRAND FINALS

## WESTERN BULLDOGS UNDER 12 GIRLS

TEAM	P	W	L	D	%	% WON
Williamstown Juniors	14	13	0	1	874.65	96.43
Point Cook	14	10	2	2	235.03	78.57
Yarraville Seddon Eagles	14	10	4	0	503.79	71.43
Altona Juniors	14	8	5	1	188.76	60.71
Newport Power Juniors	14	7	7	0	70.86	50.00
Flemington Juniors / West Footscray	14	4	10	0	31.11	28.57
Point Cook Centrals	14	1	13	0	8.75	7.14
Werribee Centrals	14	1	13	0	3.96	7.14

**Williamstown Juniors** 1.0, 1.1, 1.1, 3.3 (21)  
**Altona Juniors** 1.0, 1.1, 2.1, 2.1 (13)

### GOALS

Williamstown Juniors: A. Cowan 1, M. Russell 1, T. Conway 1  
 Altona Juniors: P. Dixon 2

### BEST

Williamstown Juniors: M. Russell, R. Dunn, J. Davies, C. Miller, F. Harris, P. Conway

Altona Juniors: K. Kinkaid, E. Smart, J. de Thierry, C. Collins, E. Whybrow, S. Smith



**UNDER 12 GIRLS – WILLIAMSTOWN JUNIORS**  
 Captain: Marli Russell  
 Coach: Andrew Neville

## WESTERN BULLDOGS UNDER 12 DIVISION 1

TEAM	P	W	L	D	%	% WON
Williamstown Juniors	13	11	2	0	322.67	84.62
Altona Juniors	12	10	2	0	134.47	83.33
Yarraville Seddon Eagles	13	8	5	0	150.65	61.54
Point Cook	12	7	5	0	137.12	58.33
Werribee Districts	13	7	6	0	109.35	53.85
Caroline Springs	12	6	6	0	86.83	50.00
Newport Power Juniors	13	4	9	0	53.95	30.77
Spotswood	12	3	9	0	52.07	25.00
Flemington Juniors	12	0	12	0	32.11	0.00

**Williamstown Juniors** 2.4, 3.5, 5.9, 5.9 (39)  
**Altona Juniors** 0.0, 0.5, 0.5, 1.5 (11)

### GOALS

Williamstown Juniors: F. Davis 1, J. Charlesworth 1, A. Currie 1, K. Williams 1, M. Morda 1

Altona Juniors: M. Atwell 1

### BEST

Williamstown Juniors: D. Steedman, F. Davis, X. Giovanniello, K. Williams, F. Coghlan, O. Ainsworth

Altona Juniors: L. Hicks, J. Errahman, J. Toomey, T. Goostry, N. George, L. Beckwith



**UNDER 12 DIVISION 1 – WILLIAMSTOWN JUNIORS**  
 Captain: Finnegan Davis and Kobe Williams  
 Coach: Mark Williams

# JUNIOR GRAND FINALS

## WESTERN BULLDOGS UNDER 12 DIVISION 2

TEAM	P	W	L	D	%	% WON
West Footscray	13	11	1	1	434.50	88.46
Hoppers Crossing	12	10	2	0	509.84	83.33
Werribee Centrals	13	10	2	1	182.76	80.77
St Bernard's	13	10	3	0	240.21	76.92
Sunshine	13	8	5	0	179.86	61.54
Yarraville Seddon Eagles	13	5	8	0	50.74	38.46
Williamstown Juniors	13	5	8	0	40.94	38.46
Albion	13	4	9	0	52.56	30.77
Deer Park	13	0	13	0	12.56	0.00

**Werribee Centrals** 1.0, 1.1, 1.1, 3.4 (22)  
**Hoppers Crossing** 1.0, 1.0, 2.3, 3.3 (21)

### GOALS

Werribee Centrals: E. Logan 1, Z. Pace 1, B. Kinash 1

Hoppers Crossing: J. Balchan 2, L. Elmore 1

### BEST

Werribee Centrals: R. Akhvar, E. Logan, M. Ivanina, H. Spall, M. Swanson, Z. Pace

Hoppers Crossing: N. Camilleri, M. Sfetcopoulos, I. Fisher, J. Mcwhirter, L. Bartolo, S. Sakkal



**UNDER 12 DIVISION 2 – WERRIBEE CENTRALS**  
 Captain: Zac Pace  
 Coach: Levi Healey

## WESTERN BULLDOGS UNDER 12 DIVISION 3

TEAM	P	W	L	D	%	% WON
Point Cook	13	12	1	0	452.69	92.31
Caroline Springs	12	7	5	0	107.78	58.33
Newport Power Juniors	13	7	6	0	116.82	53.85
Yarraville Seddon Eagles	12	4	7	1	50.80	37.50
Flemington Juniors	12	4	8	0	61.33	33.33
Werribee Districts	13	4	9	0	27.55	30.77
Altona Juniors	13	3	9	1	39.19	26.92

**Point Cook** 1.2, 5.7, 6.7, 9.9 (63)  
**Newport Power Juniors** 0.0, 0.0, 1.3, 1.3 (9)

### GOALS

Point Cook: P. Campanaro 2, C. Fragapane 1, g. cristiano 1, S. Tanner 1, R. Johnson 1, K. Addison-Welbedagt 1, T. Day 1, A. Torney 1

Newport Power Juniors: S. Barakat 1

### BEST

Point Cook: G. cristiano, N. Solano, S. El Bob, K. Addison-Welbedagt, P. Campanaro, C. Fragapane

Newport Power Juniors: B. Melbourne-Morrow, L. Taliana, J. Villinger, D. Cummins, W. Barakat, J. Leszczynski



**UNDER 12 DIVISION 3 – POINT COOK**  
 Captain: Ethan Lapuh  
 Coach: Nando Adorno

# JUNIOR GRAND FINALS

## WESTERN BULLDOGS UNDER 12 DIVISION 4

TEAM	P	W	L	D	%	% WON
Wyndhamvale	13	11	2	0	476.00	84.62
PEGS Juniors	14	11	3	0	195.70	78.57
Tarneit	13	10	3	0	219.56	76.92
Point Cook	13	7	6	0	133.79	53.85
St Albans	14	6	8	0	155.41	42.86
Flemington Juniors	13	2	11	0	12.30	15.38
Werribee Districts	14	2	12	0	69.57	14.29
Point Cook Centrals	14	2	12	0	28.59	14.29

**PEGS Juniors** 2.1, 2.1, 4.2, 4.2 (26)  
**Tarneit** 0.3, 0.5, 2.7, 2.7 (19)

### GOALS

PEGS Juniors: A. Testro 2, J. Singh 1, A. Nathanielsz 1

Tarneit: T. North 1, A. Aitchison 1

### BEST

PEGS Juniors: A. Testro, L. Smith, O. Sandner, W. Armstrong, J. Nguyen, C. Hoyle

Tarneit: A. Aitchison, T. Arabit, T. North, W. Antonio, a. elhouli, O. Elhouli



**UNDER 12 DIVISION 4 – PEGS**  
 Captain: Jai Singh  
 Coach: Ryan Jones and Daishell Smith

## WESTERN BULLDOGS UNDER 12 DIVISION 5

TEAM	P	W	L	D	%	% WON
Wyndhamvale	13	13	0	0	884.44	100.00
St Bernard's	14	12	2	0	393.42	85.71
Point Cook	14	9	5	0	205.28	64.29
Williamstown Juniors	13	6	7	0	109.95	46.15
Point Cook Centrals	14	5	9	0	94.03	35.71
Newport Power Juniors	13	4	9	0	51.90	30.77
Altona Juniors	14	3	11	0	43.50	21.43
Spotswood	13	1	12	0	12.51	7.69

**Wyndhamvale** 2.5, 2.5, 6.9, 7.10 (52)  
**St Bernard's** 0.0, 1.0, 1.0, 4.0 (24)

### GOALS

Wyndhamvale: C. Trezise 3, D. Strebs 2, J. Miles 1, N. Condon 1

St Bernard's: J. Sweatman 3, M. Cadee 1.

### BEST

Wyndhamvale: L. Brooks, H. Owens, T. McDonall, A. Dias, C. Trezise, N. Condon

St Bernard's: T. Roggenkamp, C. Iermano, J. Sweatman, M. Momesso, A. McCartney, B. Foley.



**UNDER 12 DIVISION 5 – WYNDHAMVALE**  
 Captain: Talan Johnston  
 Coach: Paul Trezise

# JUNIOR GRAND FINALS

## UNDER 12 DIVISION 6

TEAM	P	W	L	D	%	% WON
Manor Lakes	14	14	0	0	510.29	100.00
Point Cook	14	10	4	0	195.96	71.43
Werribee Centrals	14	9	5	0	154.87	64.29
Caroline Springs	14	9	5	0	136.73	64.29
Hoppers Crossing	14	6	8	0	77.39	42.86
West Footscray	14	4	10	0	55.19	28.57
Tarneit	14	3	11	0	65.09	21.43
Wyndham Suns	14	1	13	0	16.13	7.14

**Manor Lakes** 0.2, 3.8, 3.8, 3.9 (27)  
**Point Cook** 0.1, 0.1, 0.5, 0.5 (5)

**GOALS**  
 Manor Lakes: E. Kennedy-Cupples 1, B. King 1, A. Siketa-spanic 1

**BEST**  
 Manor Lakes: A. Massari, M. Zahra, B. King, T. Beilig, K. McMahon, N. Lajdes

Point Cook: O. Trajkovski, M. Patel, J. Pilling, S. Chaudhary, K. Elsasabi, A. Cowan



**UNDER 12 DIVISION 6 – MANOR LAKES**  
 Captain: Tyler Beilig  
 Coach: Aaron Mahon and Beni Siketa-Spanic

# 2019 BEST & FAIREST WINNERS

AWARD	NAME	CLUB
Division 1 Seniors	David Kovacevic	St Albans
Division 1 Reserves	Brayden Kitchen	Hoppers Crossing
	Ben Morton	Werribee Districts
Division 2 Seniors	Karan Bharathi	Yarraville Seddon Eagles
Division 2 Reserves	Scott Miller	Yarraville Seddon Eagles
Division 3 Seniors	Todd Lawrie	Tarneit
Division 3 Reserves	Terry Sinclair	Braybrook
Senior Women's	Emily Duffy	West Footscray
Netball Division 1	Olivia Burrow	Point Cook Centrals
Netball Division 2	Ashlee Dillon	Glen Orden
Under 18 Division 1	Ethan Mantas	Caroline Springs
Under 18 Division 2	Keegan Andrews	Werribee Centrals
Under 18 Girls	Eve Sheehan	Melbourne University Women's
Under 16 Division 1	Lucas Edmonds	St Bernard's
Under 16 Division 2	Lukmain Haddara	Point Cook Centrals
Under 16 Division 3	Max Logan	Werribee Centrals
Under 15 Girls Division 1	Sarah Poni	Tarneit
Under 15 Girls Division 2	Joudy Joud	Newport Power
Under 14 Division 1	Diesel Moloney	Point Cook
	Tarkyn Findlay	Point Cook Centrals
	Jai Lever	Point Cook
Under 14 Division 2	Noah Hopman	Flemington Juniors
Under 14 Division 3	Diesel Lim	West Footscray
Under 14 Division 4	Jordan Milkins	Werribee Centrals
Under 12 Girls	Ruby Jones	Yarraville Seddon Eagles
Under 12 Division 1	Thomas Burton	Point Cook
Under 12 Division 2	Tyla Hanscomb	Werribee Centrals
Under 12 Division 3	Jacob Bayley	Altona Juniors
Under 12 Division 4	Nazzareno Foti	Point Cook
	Levi Campbell	Wyndhamvale
Under 12 Division 5	Cody Spencer	Point Cook Centrals
Under 12 Division 6	Tyler Beilig	Manor Lakes



**BACK ROW:** Tyler Beilig, Manor Lakes (Under 12 Division 6); Joudy Joud, Newport Power (Under 15 Girls Division 2); Karan Bharathi, Yarraville Seddon Eagles (Division 2 Seniors); Lucas Edmonds, St Bernard's (Under 16 Division 1); Ashlee Dillon, Glen Orden (Netball Division 2); Emily Duffy, West Footscray (Senior Women's); Ethan Mantas, Caroline Springs (Under 18 Division 1); Max Logan, Werribee Centrals (Under 16 Division 3); Sarah Poni, Tarneit (Under 15 Girls Division 1); Keegan Andrews, Werribee Centrals (Under 18 Division 2); Lukmain Haddara, Point Cook Centrals (Under 16 Division 2); Tyla Hanscomb, Werribee Centrals (Under 12 Division 2); Ruby Jones, Yarraville Seddon Eagles (Under 12 Girls); Thomas Burton, Point Cook (Under 12 Division 1); Diesel Moloney, Point Cook (Under 14 Division 1); Tarkyn Findlay, Point Cook Centrals (Under 14 Division 1); Jai Lever, Point Cook (Under 14 Division 1); Noah Hopman, Flemington Juniors (Under 14 Division 2); Diesel Lim, West Footscray (Under 14 Division 3); Jordan Milkins, Werribee Centrals (Under 14 Division 4); Ruby Jones, Yarraville Seddon Eagles (Under 12 Girls); Thomas Burton, Point Cook (Under 12 Division 1); Tyla Hanscomb, Werribee Centrals (Under 12 Division 2); Jacob Bayley, Altona Juniors (Under 12 Division 3); Nazzareno Foti, Point Cook (Under 12 Division 4); Levi Campbell, Wyndhamvale (Under 12 Division 4); Cody Spencer, Point Cook Centrals (Under 12 Division 5); Tyler Beilig, Manor Lakes (Under 12 Division 6).

# 2019 AWARD WINNERS

## LEAGUE AWARDS

### Goal Umpire of the Year

Daniel Higgins

### Field Umpire of the Year

Greg Denison

### Boundary Umpire of the Year

Andrew van Keulen

### Lindsay Patching Memorial Club Official of the Year:

Chantelle Hyett and Mathew Bettin, Albion

### Melbourne Injury Lawyer Unsung Hero

Caine Mitchell

### Rookie of the Year

Karan Bharathi, Yarrville Seddon Eagles

### Most Valuable Player Award

David Iaccarino, Spotswood

### Vic Metro Representatives:

Connor Thar, Werribee Districts, Josh Macdonald, Altona and Jordan Boyd, Spotswood

### AFL Victoria Western Region Senior Coach of the Year:

Vinnie Turcinovich, Yarrville Seddon Eagles

### AFL Victoria Western Region Youth Coach of the Year:

Rich Morrow, Flemington Juniors

### AFL Victoria Western Region Junior Coach of the Year:

Nando Adorno, Point Cook

### Junior Club Official of the Year:

Melissa Salih, Caroline Springs

### Junior Club of the Year:

St Albans

## BEST INTERLEAGUE PLAYERS:

### Under 13A

Taaj Assafiri, Newport Power Junior Football Club

### Under 13B

Xavier Kardachi, Sunshine Football Club

### Under 14 Division 1

Isaac Kaddour, Yarrville Seddon Eagles Football Club

### Under 14 Division 2

Jake Smith, Williamstown Juniors Football Club

### 15 Division 1

Cameron Kizan, Point Cook Football Club

### 15 Division 2

Ned Conway, Williamstown Juniors Football Club

### 15 Girls

Laura Elliott, Point Cook Centrals Football Club

## GOAL KICKING AWARDS

### Victoria University Netball Division 2

Kelly Prentice, Spotswood

298 goals

### Victoria University Polytechnic Senior Women's

Rebecca Hicks, Point Cook Centrals

449 goals

### TIV Under 18 Division 2

Mitchell Waugh, Point Cook

37 goals

### TIV Under 18 Division 1

Ahmed Haddara, Hoppers Crossing

60 goals

### Division 3 Reserves

Heath Hunter, Tarneit

47 goals

### Division 2 Reserves

Ali El Houli, Newport

41 goals

### RAMS Division 1 Reserves

Matthew Wilkinson, Werribee Districts

40 goals

### Victoria University Polytechnic Senior Women's

Caitlin Brennan, Spotswood

76 goals

### Division 3 Seniors

Paul Cutajar-Milosev, Braybrook

65 goals

### Division 2 Seniors

Brent Kelly, Parkside

49 goals

### RAMS Division 1 Seniors, Andrew Gibson Medal

Jase Perkins, Deer Park

71 goals



**JUNIOR CLUB OFFICIAL OF THE YEAR**  
Mel Salih, Caroline Springs



**UN Sung HERO**  
Caine Mitchell, Tarneit



**LINDSAY PATCHING MEMORIAL CLUB OFFICIAL OF THE YEAR**  
Chantelle Hyett and Mathew Bettin, Albion



**GOAL UMPIRE OF THE YEAR**  
Daniel Higgins



**BOUNDARY UMPIRE OF THE YEAR**  
Andrew van Keulen



**FIELD UMPIRE OF THE YEAR**  
Greg Denison



**DIVISION 1 BEST AND FAIREST**  
David Kovacevic, St Albans



**DIVISION 2 BEST AND FAIREST**  
Karan Bharathi, Yarrville Seddon Eagles



**DIVISION 3 BEST AND FAIREST**  
Todd Lawrie, Tarneit



**SENIOR WOMEN'S BEST AND FAIREST**  
Emily Duffy, West Footscray



**UNDER 18 DIVISION 1 BEST AND FAIREST**  
Ethan Mantas, Caroline Springs



**UNDER 18 DIVISION 2 BEST AND FAIREST**  
Keegan Andrews, Werribee Centrals



**NETBALL DIVISION 1 BEST AND FAIREST**  
Olivia Burrow, Point Cook Centrals



**NETBALL DIVISION 2 BEST AND FAIREST**  
Ashlee Dillon, Glen Orden



**MVP**  
David Iaccarino, Spotswood

## SENIORS

**Goulburn Valley League 11.14. (80) def. Western Region FL 4.15. (39)**

Goals: F. Brancatisano 1, T. Jenkins 1, B. Ferrari 1, A. Panayi 1.  
Best: J. MacDonald, D. Nielsen, B. Hodgson, N. Buykx, D. Viojo-Rainbow, K. Pickard.

## UNDER 18

**Goulburn Valley League 9.13. (67) def. Western Region FL 6.8. (44)**

Goals: S. Yousif 2, J. Callaway 1, C. White 1, D. Phillips 1, L. Green 1.  
Best: J. Busuttill, E. Haddara, L. Fava, D. Phillips, J. Callaway, M. Robertson.

## UNDER 15 GIRLS

**Western Region FL 5.8. (38) def. South Metro JFL 2 0.1. (1)**

Goals: J. Kondis 3, S. Ibrahim 1, C. Sindoni 1.  
Best: C. Mantas, J. Kondis, L. Elliott, H. Baber, M. Kadour, N. Temple  
**Western Region FL 4.2. (26) def. Essendon District FL 2 2.2. (14)**  
Goals: J. Kondis 2, L. Elliott 1, P. Ryan 1.  
Best: H. Baber, K. Weston Turner, L. Elliott, P. Ryan, C. Grech.  
**Western Region FL 7.6. (48) def. Yarra JFL 2 0.3. (3)**  
Goals: P. Ryan 2, C. Grech 2, L. Elliott 1, J. Kondis 1, P. Trajkovski 1.  
Best: K. Weston Turner, P. Ryan, L. Elliott, H. Baber, J. Kondis, C. Mantas.

## UNDER 15 DIVISION 1

**Western Region FL 6.15. (51) def. Riddell District FL 1.4. (10)**

Goals: K. Cikala 3, A. Makiemg 1, B. Montgomery 1, J. Quattrocchi 1.  
Best: K. Cikala, C. Kizan, C. Burquest, J. Curry-Hughes, M. Stephenson, L. Haddara.

**Western Region FL 14.4. (88) def. Essendon District FL 5.5. (35)**

Goals: B. Montgomery 4, C. Kizan 3, A. Makiemg 2, M. Payne 2, J. Gerolemou 1, B. Simms 1, J. Welch 1.

Best: C. Kizan, M. Payne, J. Botsaris, J. Quattrocchi, C. Burquest, B. Montgomery.

**Western Region FL 15.6. (96) def. AFL Outer East JFL 5.4. (34)**

Goals: F. Trembath 3, J. Curry-Hughes 2, B. Montgomery 2, M. Payne 2, J. Quattrocchi 2, J. Botsaris 1, B. Simms 1, J. Welch 1, J. Whybrow 1.  
Best: M. Payne, C. Mullins, C. Burquest, L. Haddara, C. Kizan, J. Quattrocchi.

## UNDER 15 DIVISION 2

**Western Region FL 6.12. (48) def. Riddell District FL 4.5. (29)**

Goals: M. Logan 2, I. Cohen 1, L. Ingham 1, B. Sianos 1, S. Turnbull 1.  
Best: N. Conway, Z. Greenham, H. Miller, N. Higgins, J. Neralic, S. Turnbull.

**Western Region FL 9.9. (63) def. Essendon District FL 5.6. (36)**

Goals: B. Sianos 3, I. Cohen 1, D. De Lia 1, B. Holden 1, S. Kingston 1, M. Logan 1, C. Sciberras-Harris 1.  
Best: Z. Greenham, N. Conway, J. Formosa, B. Sianos, S. Turnbull, H. Miller.

## UNDER 14 DIVISION 1

**Western Region FL 7.8. (50) def. Riddell District FL 3.10. (28)**

Goals: T. Roordink 2, M. Cilmi 1, J. Lever 1, M. Loukomitis 1, J. Meyers 1, C. Waddell 1.

Best: A. Martinez, D. Moloney, C. Waddell, N. Hopman, B. Chatterton, C. Kennedy.

**Essendon District FL 10.13. (73) def. Western Region FL 8.10. (58)**

Goals: T. Findlay 2, B. Chatterton 1, M. Cilmi 1, I. Kaddour 1, H. Kadour 1, D. Lim 1, L. Morris.

Best: I. Kaddour, L. Morris, C. Eaton, J. Lever, T. Findlay, C. Kennedy.

**Western Region FL 17.12. (114) def. AFL Outer East JFL 1.1. (7)**

Goals: A. Baker 3, M. Cilmi 3, I. Kadour 2, M. Loukomitis 2, T. Roordink 2, T. Findlay 1, J. Goble 1, C. Kennedy 1, D. Lim 1, J. Meyers 1.

Best: L. Morris, T. Findlay, A. Baker, J. Winship, J. Goble, H. Hasna.

## UNDER 14 DIVISION 2

**Essendon District FL 16.19. (115) def. Western Region FL 4.2. (26)**

Goals: R. Barry 1, K. Capovilla 1, D. Casaccio 1, B. Solomon-Orsini 1.  
Best: J. Smith, C. Spackman, K. Gomes Pattiyage, S. Hall, E. Thomas, B. Hinkson.

**Western Region FL 16.11. (107) def. Riddell District FL 2.4. (16)**

Goals: K. Capovilla 4, B. Orsini 3, J. Cave 2, A. Kaddour 2, N. Buckingham 1, S. Mavrokostidis 1, K. Mitchell 1, O. Murray 1, J. Smith 1.

Best: K. Capovilla, A. Kaddour, J. Smith, K. Gomes Pattiyage, K. Mitchell, A. Bougatsias.

## UNDER 13A

**Western Region FL 4.3. (27) def. Essendon District FL 2.7. (19)**

Goals: L. Worsley 1, K. Sexton 1, B. Gallop 1, K. Macaulay 1.  
Best: T. Assafiri, A. Hewett, L. Taylor, L. Worsley, B. Gallop, N. Tullio.

**Riddell District FL 4.5. (29) def. Western Region FL 4.2. (26)**

Goals: J. Modoloa 2, R. Cockerell 1, D. Gilham 1.

Best: T. Assafiri, H. Graham, B. Gallop, L. Taylor, N. Karcoushkas, N. Tullio.

## UNDER 13B

**Western Region FL 7.12. (54) def. Riddell District FL 2.5. (17)**

Goals: K. Dart 1, B. Reikken 1, K. Angelone-Coburn 1, O. Miller, J. Knight 1, M. Downing 1, T. Diczku 1.

Best: O. Miller, T. Diczku, Z. Kardachi, R. Brodie, K. Dart, J. Knight.

**Western Region FL 5.6. (36) def. Essendon District FL 5.5. (35)**

Goals: X. Kardachi 2, C. Saliba 1, K. Holden 1, J. Cornish.

Best: X. Kardachi, J. Cornish, K. Holden, C. Saliba, M. Downing, L. Fitzpatrick.

## PURPOSE STATEMENT

Our purpose is to ensure a well-run, sustainable football & netball competition that promotes the growth of the game in the western region. We do this by providing:

- A safe & inclusive environment for individuals, clubs & community to thrive;
- A valued community for the west & all of our stakeholders.

## THE OBJECTIVES

### OUR PRODUCT AND PLACE

1. Commission an updated western metropolitan region football facilities strategy, & reassemble a council working party to assist in delivering on its recommendations.
2. Develop facilities with a particular focus on those identified as a priority for finals-hosting, including potential fencing provisions.
3. Strengthen ties with all levels of government, including the establishment of an annual WRFL/ council forum.
4. In cooperation with local councils & AFL Victoria, facilitate establishment of new football clubs as clearly viable opportunities present.
5. Grow the WRFL's netball competition to no less than five (5) divisions by 2022.
6. Drive greater collaboration with AFL Victoria on Auskick centres & schools & associated pathway-focused initiatives to increase junior recruitment & retention.
7. Establish a regional umpiring training venue.
8. Drive umpiring participation & fill-rates via a number of targeted & unique initiatives.
9. Continually moderate the level of payments to players.
10. Conduct research & analysis on the western region football environment with a view to better understanding trends with regards to where the game & clubs are heading in the next 10 years, as well as consideration of any applicable recommendation(s) associated with the analysis.

## THE MEASURES THAT MATTER

### PARTICIPATION

- Overall participation
- Number of teams - seniors/juniors/female/netball
- Player retention rates - seniors/juniors/female/netball

### UMPIRING

- Umpire appointment fill rates - seniors/juniors/female/netball
- Umpire retention rates
- Umpire double-up match percentage
- Umpire age profile

### FACILITIES

- Facility investment per council (year-on-year)
- Individual facility review scores (year-on-year)
- Individual facility review scores (average per council)

### OUR PEOPLE & CULTURE

11. Achieve 100% compliance with regard to base-level coaching accreditations.
12. Provide further coach development initiatives in conjunction with our AFL affiliates.
13. Deliver projects & charitable initiatives that provide a meaningful contribution to our community via select community partnerships.
14. Introduce further means of support for first-third year club presidents/leaders.
15. Implement annual league-wide club health checks, with intervention initiatives for those considered 'at risk'.
16. Engage greater collaboration with other leagues, including tailored staff workshops &/or 'club masterclass' initiatives.
17. Enhance training & education opportunities for our staff & all levels of club volunteers.
18. Enhance training & education opportunities in diversity & inclusion initiatives to better engage multicultural communities to participate.
19. Increase female football participation in on-field (playing &/or support) roles & off-field (administrative) roles at all levels.

### COMPETITION

- Average winning margins - seniors/juniors/female/netball
- Number of clubs playing finals
- Number of clubs winning premierships
- Club health & game development
- Club health check results
- AFL community club improvement program status
- Percentage of accredited coaches
- Auskick/school clinics data

### LEAGUE DISCIPLINARY MEASURES

- Number of player reports
- Number of tribunal cases resulting in guilty verdict
- Number of set penalties accepted
- Average suspension length

### COMMUNICATION & ENGAGEMENT

20. Continually develop the WRFL website & other digital platforms, including the establishment of e-commerce.
21. Improve club digital media know-how & presence.
22. Introduce advanced analytics tools & audience-capturing initiatives.
23. Ensure greater utilisation of digital platforms to integrate & assist in club skills training.
24. Engage initiatives that position the WRFL as the premier community football league for video content.
25. Bolster the suite of tools used to disseminate key information from league office to the WRFL community.

### OUR FINANCIAL VIABILITY

26. Achieve a responsible & sustainable net assets position without increasing administration charges to clubs.
27. Continually increase commercial partnership income, lessening reliance on club affiliation.
28. Continually seek to establish alternative revenue streams.
29. Provide & encourage the use of standardised club budgeting templates & end-of-year club financial reporting mechanisms/templates.
30. Explore the notion of establishing a foundation.
31. Establish a business advisory group, aimed at assisting the league in tapping into greater business opportunities.



# TREASURER'S REPORT

**DOMINIC DRENEN**

It is my pleasure as WRFL Treasurer to present the financial reports for the year ended 31 October 2019, noting that once again our auditors have signed-off on the accounts without qualification.

The final operating result for the 2018-19 financial year was a surplus of \$10,178 after turnover in excess of \$2 million. Overall, the result was consistent with the strategy adopted by the WRFL Board and outlined in my more recent annual reports.

Commencing in the 2009-10 financial year, the Board adopted a strategy of developing the financial capacity to deliver quality program and administration services to member clubs, and to develop that capacity without additional contributions from clubs. Initiatives such as development of commercial sponsorship, merchandising growth, management of cash-flows and tight control of budgeted costs over the past ten years have made possible the employment of more, better-qualified and customer-focused staff, and funding the capital and recurrent costs of the move from Yarraville Oval to Whitten Oval. In the eight years from 2010 to 2017 inclusive, all of those targets were met while actually

reducing club affiliation fees and maintaining annual operating results around break-even.

In my 2017 annual report, I flagged the need to strengthen the league's net asset position over coming years. The historical level of liquid assets maintained over the past decade does not provide sufficient insurance against any unexpected adverse trading result, nor the ability to plan for future accommodation needs, as the current Whitten Oval facilities approach capacity. Accordingly, team affiliation and player registration fees were increased in 2018, making it possible to initiate a "future fund" as well as reporting a modest operating surplus. Our budget for 2018-19 adopted a similar approach and target but without any further increase in affiliation fees.

Continued growth in team numbers, particularly in the female football and netball programs will assist in maintaining the league's trading performance over coming years. While the new netball competition was subsidised in 2018, the program covered its costs in 2019. Growth in football team numbers is encouragingly strong having risen from 274 teams (2017) to 295 teams (2018) to 318 teams in 2019.

The Board is satisfied with its budget monitoring and fiscal controls, and views the final result for 2018-19 as a solid outcome.

**Dominic Drenen**  
Treasurer

# FINANCIAL REPORT

**2018-2019**

## BALANCE SHEET AS AT 31 OCTOBER 2019

### ASSETS

Current Assets:  
Cash On Hand  
Investments  
Trade Debtors

#### Total Current Assets

Other Assets:  
Prepayments  
Stock on hand

#### Total Other Assets

### NON-CURRENT ASSETS

Office Equipment  
Computer Equipment  
Leasehold improvements  
Furniture & Fittings  
Assets held for Club use  
Umpires' Training Equipment

#### Total Non-Current Assets

#### Total Assets

### LIABILITIES

Current Liabilities:  
Credit Card  
Creditors and Accruals  
GST Liabilities  
Clearing accounts  
Unearned Income  
Payroll Liabilities  
Provision for Employee Entitlements

#### Total Current Liabilities

### NON-CURRENT LIABILITIES

Fidelity Bond Holders  
Club & Player Bonds  
Provisions - Other  
Provision for Employee Entitlements

#### Total Long-Term Liabilities

#### Total Liabilities

### NET ASSETS

### EQUITY

Retained Earnings  
Current Year Surplus  
Asset Revaluation Reserve

#### Total Equity

	2019 \$	2018 \$
<b>Total Current Assets</b>	<b>731,703</b>	<b>589,993</b>
<b>Total Other Assets</b>	<b>41,111</b>	<b>43,421</b>
<b>Total Assets</b>	<b>835,303</b>	<b>700,914</b>
<b>Total Current Liabilities</b>	<b>189,247</b>	<b>150,624</b>
<b>Total Long-Term Liabilities</b>	<b>170,965</b>	<b>85,375</b>
<b>Total Liabilities</b>	<b>360,211</b>	<b>235,999</b>
<b>NET ASSETS</b>	<b>475,092</b>	<b>464,914</b>
<b>Total Equity</b>	<b>475,092</b>	<b>464,914</b>

Note 2

## STATEMENT BY EXECUTIVE BOARD MEMBERS

The Board has determined that the association is not a reporting entity and that this special purpose financial report has been prepared in accordance with the accounting policies outlined in Note 1 to the financial statements.

We, **Meredith Angwin** and **Dominic Drenen**, being members of the Board of the **Western Region Football League Incorporated** certify that, in the opinion of the Board the financial report (five pages, including notes attached):

- Presents a true and fair view of the financial performance and position of the Western Region Football League Incorporated during and at the end of the financial year of the association ended on 31 October 2019, in accordance with Note 1 to the financial statements.

- At the date of this statement, there are reasonable grounds to believe that the Western Region Football League will be able to pay its debts as and when they fall due.

This statement is made in accordance with a resolution of the board and is signed for on behalf of the board by:

**Meredith Angwin**  
Meeting Chairman

**Dominic Drenen**  
Treasurer

Dated this 14th day of November 2019.

# FINANCIAL REPORT

2018–2019

## INCOME & EXPENDITURE STATEMENT OR THE YEAR ENDED 31 OCTOBER 2019

	2019 \$	2018 \$
<b>INCOME</b>		
Properties Division sales	702,394	677,710
Cost of Sales	594,293	587,524
<b>Properties Division Gross Surplus</b>	<b>108,101</b>	<b>90,186</b>
<b>OTHER INCOME</b>		
AFL Victoria	66,393	73,393
Finals	266,832	232,185
Functions	5,491	7,262
Interest Received	4,058	5,235
Junior Interleague	25,050	22,850
Senior Interleague	8,552	8,600
Management Fees - Affiliation	277,190	275,530
Management Fees - Insurance	180,700	175,190
Management Fees - Umpires	569,266	512,898
Management Fees - Video (H&A Games)	36,000	36,500
Management Fees - Other	36,730	33,090
Netball Income	20,192	5,318
Other Income	10,088	1,861
Penalties & Fines	30,150	20,770
Player Registration Fees	114,545	111,845
Sponsorship & Donations	222,049	217,061
Trainers' Admin Charges	0	2,500
Umpires - External Hire Income	3,602	5,625
Umpires - Club Practice Match Income	16,669	0
<b>TOTAL INCOME</b>	<b>2,001,658</b>	<b>1,837,899</b>
<b>OPERATING EXPENSES</b>		
<b>Football Expenses:</b>		
Accreditation Expenses	5,880	5,040
Awards	5,588	6,120
Club Development	13,845	12,647
Finals	216,159	189,437
Insurance - Football	137,088	129,715
Interleague - Junior	33,310	37,503
Interleague - Senior	25,391	24,935
Netball Expenses	18,448	12,338
Printing & Stationery	3,115	4,270
Sundry expenses	0	320
Tribunal & Investigation Expenses	11,409	5,094
Umpires	567,623	516,593
Umpires - Club Practice Match Expenses	16,429	0
Umpires - External Hire Expenses	3,440	5,408
Video (H&A Games)	35,100	34,200
Expenses attributable to previous years	1,059	276
	<b>1,093,885</b>	<b>983,894</b>
<b>Non Football Expenses:</b>		
Admin. & Compliance Expenses	28,505	19,847
Bad Debts Written Off	5,000	2,357
Computer & IT Expenses	14,317	19,917
Depreciation	11,929	10,946
Facility Expenses	38,762	36,445
Functions	41,009	45,954
General Operating Expenses	41,433	72,795
Loss on sale and write off of assets	538	1,767
Media & Communication Expenses	34,461	37,424
Meeting Expenses	12,026	14,226
Sponsorship Costs	6,100	8,007
Staff Expenses	585,516	531,184
Transfer To Provisions	78,000	40,000
	897,596	840,868
<b>TOTAL OPERATING EXPENSES</b>	<b>1,991,480</b>	<b>1,824,763</b>
<b>OPERATING SURPLUS</b>	<b>10,178</b>	<b>13,136</b>

# FINANCIAL REPORT

2018–2019

## BALANCE SHEET AS AT 31 OCTOBER 2019

	2019 \$	2018 \$
<b>CASH FLOWS FROM OPERATING ACTIVITIES</b>		
Cash Receipts in the course of operations	2,639,064	2,623,193
Interest received	4,058	5,219
Cash Payments in the course of operations	(2,681,717)	(2,572,683)
<b>Net cash provided by / (used in) operating activities</b>	<b>(38,595)</b>	<b>55,729</b>
<b>CASH FLOWS FROM INVESTING ACTIVITIES</b>		
Payments for assets	(7,456)	(15,473)
Receipts for sale of assets	0	1,000
<b>Net cash provided by / (used in) investing activities</b>	<b>(7,456)</b>	<b>(14,473)</b>
<b>Net increase / (decrease) in cash held</b>	<b>(46,051)</b>	<b>41,256</b>
Cash at beginning of financial year	315,990	274,733
<b>Cash at end of financial year</b>	<b>269,939</b>	<b>315,990</b>

## NOTES TO AND FORMING PART OF THE FINANCIAL STATEMENTS FOR YEAR ENDED 31 OCTOBER 2019

### 1. SUMMARY OF SIGNIFICANT ACCOUNTING POLICIES

These financial statements are a special purpose financial report prepared in order to satisfy the financial reporting requirements of the Associations Incorporation Reform Act 2012, for use by the members of the League and to fulfil the board's requirements to prepare financial statements.

The financial statements have been prepared in accordance with the requirements of the Associations Incorporation Reform Act 2012 and the following Accounting Standards:

AASB 15	Revenue from Contracts with Customers
AASB 16	Leases
AASB 101	Presentation of Financial Statements
AASB 107	Cash Flow Statements
AASB 108	Accounting Policies, Changes in Accounting Estimates and Errors
AASB 110	Events after the Reporting Period
AASB 113	Fair Value
AASB 116	Property, Plant and Equipment
AASB 119	Employee Benefits

No other applicable Accounting Standards, Australian Accounting Interpretations or other authoritative pronouncements of the Australian Accounting Standards Board have been applied. The financial statements have been prepared on an accruals basis and are based on historic costs and do not take into account changing money values or, except where specifically stated, current valuations. The financial statements have been prepared on a going concern basis.

The following significant accounting policies have been adopted in the preparation of these financial statements and consistently applied to all periods covered.

### PROPERTY, PLANT & EQUIPMENT

Items of property, plant and equipment are carried at cost or fair value less, where applicable, any accumulated depreciation and impairment loss. The items have been assessed for current replacement cost in 2019, and as a result there has been no change in the values of the individual items. Subsequent costs are included in the asset's carrying amount or recognised as a separate asset, as appropriate, only when it is probable that future economic benefits associated with the item will flow to the association and the cost of the item can be measured reliably. All other repairs and maintenance are charged to the income and expenditure statement during the financial period in which they are incurred.

Gains and losses on disposal of an item of property, plant & equipment are determined by comparing the proceeds from disposal with the carrying amount, and are recognised net within other income in the income and expenditure statement.

### DEPRECIATION

Depreciation is calculated on the depreciable amount of all fixed assets over their useful lives commencing from the time the asset is held ready for use.

The depreciation methods and rates used for each class of assets are as follows:

- Office Equipment – Diminishing value method 15% to 33.33%
  - Motor Vehicles – Diminishing value method 18.75%
  - Computer Equipment – Diminishing value method 40%
  - Leasehold Improvements – Straight line over 3 lease terms (9 years)
  - Furniture & Fittings – Diminishing value method 7.5% to 20%
  - Assets held for Club Use – Prime cost method 10%
  - Umpires' Training Equipment – Prime cost method 40%
- Depreciation methods, useful lives and residual values are reviewed at each financial year end and adjusted if appropriate.

# FINANCIAL REPORT

2018–2019

## NOTES TO AND FORMING PART OF THE FINANCIAL STATEMENTS (Continued) FOR YEAR ENDED 31 OCTOBER 2019

### INVENTORIES

Inventories are measured at the lower of cost and net realisable value. The cost is based on the first in, first out principle and includes expenditure incurred in acquiring the inventories and other costs associated with bringing them to their existing location and condition. Net realisable value is the estimated selling price in the ordinary course of business, less the estimated selling expenses.

### LEASES

Operating leases do not transfer substantially all the risks and benefits incidental to ownership of an asset.

Payments made under an operating lease are recognised in the expenditure statement on a straight line basis over the term of the lease. The leased assets are not recognised in the balance sheet of the association.

### EMPLOYEE ENTITLEMENTS

Provision is made for the association's liability for Employee Entitlements arising from services rendered by employees to balance date. Employee Entitlements that are expected to be settled within one year have been measured at the amounts expected to be paid when the liability is settled, plus related on-costs. Annual leave has been assessed in accordance with the provisions of AASB 119 however, no change in classification between current and non-current is considered necessary.

## 2. PROPERTY, PLANT & EQUIPMENT

Movement in Carrying Amounts	Office Equipment	Computer Equipment	Leasehold Improvements	Furniture & Fittings	Assets held for Club use	Umpires Training Equipment	Total
Net Carrying Amount							
<b>As at 31 October 2017</b>	<b>10,608</b>	<b>2,740</b>	<b>27,170</b>	<b>5,735</b>	<b>19,423</b>	<b>64</b>	<b>65,740</b>
Additions	10,910	4,563					15,473
Disposals	2,768						2,768
Depreciation	3,103	2,029	3,019	827	1,943	25	10,946
<b>As at 31 October 2018</b>	<b>15,647</b>	<b>5,274</b>	<b>24,151</b>	<b>4,908</b>	<b>17,480</b>	<b>39</b>	<b>67,499</b>
Additions	2,540	3,472				1,445	7,456
Disposals	494	43					538
Depreciation	3,582	3,084	2,683	705	1,748	126	11,929
<b>As at 31 October 2019</b>	<b>14,110</b>	<b>5,619</b>	<b>21,467</b>	<b>4,203</b>	<b>15,732</b>	<b>1,357</b>	<b>62,489</b>

### INCOME TAX

The League has been granted an income tax exemption by the Australian Taxation Office.

### GOODS & SERVICES TAX

Revenues, expenses and assets are recognised net of the amount of goods and services tax (GST), except where the amount of GST incurred is not recoverable from the Australian Taxation Office. In these circumstances, the GST is recognised as part of the cost of acquisition of the asset or as part of the expense. Receivables and payables are stated with amount of GST included. The net amount of GST recoverable or payable to the Australian Taxation Office is included as a current asset or liability in the balance sheet.

### REVENUE RECOGNITION

#### Property Division Sales

Property Division Sales represent revenue earned from the sale of products to member clubs. Revenue is recorded when the goods are despatched.

#### Interest Income

Interest Income is recognised as it accrues.

#### Management Fees

Management Fees represent revenue earned from charges to member clubs used to fund the provision of services (including but not limited to umpires).

#### Asset Sales

The profit or loss on disposal of assets is included as revenue of the association. Such profit or loss on disposal of assets is brought to account at the date an unconditional contract of sale is signed.

# FINANCIAL REPORT

2018–2019

## NOTES TO AND FORMING PART OF THE FINANCIAL STATEMENTS (Continued) FOR YEAR ENDED 31 OCTOBER 2019

### 3. OPERATING LEASES

The League had one operating lease during the financial year for the rental of the office.

#### OFFICE

There is a Memorandum of Understanding signed by the League as sub-leasee to Western Bulldogs Football Club. It and the draft lease received provide for terms of 3 years with seven 3 year options totalling 21 years, commencing May 2010. This MoU will remain in force until the formal lease is executed. Rental is reviewed annually in May and is subject to a CPI increase. In late 2013 the final lease draft was received but has not yet been actioned due to a change in personnel at the Western Bulldogs Football Club. The lease draft provides for annual increases to be the lesser of 3% and CPI.

	OFFICE
Not later than one year	30,194
Later than one year but not later than five years	49,554
Later than five years	-
	<b>79,748</b>

Lease expenses for the year ended 31 October 2019 28,545

### 4. CASH FLOW STATEMENT NOTES

#### RECONCILIATION OF CASH

Cash and Cash equivalents		
Cash at bank	26,322	31,078
Petty Cash	200	200
Term Deposit	85,068	83,072
Investment Account	158,878	201,734
Credit Card	(529)	(95)
<b>Total Cash</b>	<b>269,939</b>	<b>315,990</b>

#### RECONCILIATION OF CASH FLOWS FROM OPERATING ACTIVITIES

Operating profit	10,178	13,136
Add back : Non cash flows in operating profit		
Depreciation	11,929	10,946
Provision for employee benefits	9,728	10,650
Provision for doubtful debts	0	0
Loss on sale of assets	538	1,767
Decrease / (Increase) in current debtors / assets	(187,326)	(32,279)
Decrease / (Increase) in prepayments / deposits paid	(4,129)	(348)
Decrease / (Increase) in inventories	6,439	(599)
Increase / (Decrease) in trade and other payables	36,049	12,555
Increase / (Decrease) in bank loan	0	0
Increase / (Decrease) in provisions - other	78,000	40,000
Increase / (Decrease) in fidelity & bond accounts	0	(100)
<b>Cash flows from operating activities</b>	<b>(38,595)</b>	<b>55,729</b>



# INDEPENDENT AUDITOR'S STATEMENT

**GRANT PLOZZA**

**WESTERN REGION FOOTBALL LEAGUE INC  
ABN 48 429 867 046**

**INDEPENDENT AUDIT REPORT TO THE MEMBERS OF WESTERN REGION FOOTBALL LEAGUE INC.**

We have audited the accompanying financial report, being a special purpose financial report, comprising the balance sheet as at 31 October 2019, the income and expenditure statement for the year then ended, the cash flow statement for the year then ended, notes comprising a summary of significant accounting policies and other explanatory information of the Western Region Football League Inc and the committee's report.

### BOARD OF MANAGEMENT RESPONSIBILITY FOR THE FINANCIAL REPORT

The Board of Management is responsible for the preparation and fair presentation of the financial report in accordance with the applicable financial reporting framework, and for such internal control as it determines is necessary to enable the preparation of the financial report that is free from material misstatement, whether due to fraud or error. The board has determined that the accounting policies described in Note 1 to the financial statements, which form part of the financial report are appropriate to meet financial reporting requirements and the needs of the members.

The financial records kept by the Western Region Football League Inc are such as to enable the financial statements to be prepared in accordance with Australian Accounting Standards and the Associations Incorporation Reform Act 2012.

### AUDITOR'S RESPONSIBILITY

My responsibility is to express an opinion on the financial report based on my audit. I have conducted my audit of the financial report in order to express an opinion on it to the members.

I disclaim any assumption of responsibility for any reliance on this report, or on the financial statements to which it relates, to any person other than the members, or for any purpose other than that for which it was prepared.

My audit has been conducted in accordance with Australian Auditing Standards. These standards require

that I comply with relevant ethical requirements relating to audit engagements, and plan and perform the audit to obtain reasonable assurance about whether the financial report is free from material misstatement.

An audit involves performing procedures to obtain audit evidence about the amounts and disclosures in the financial report. The procedures selected depend on the auditor's judgement, including the assessment of risks of material misstatement of the financial report, whether due to fraud or error. In making those risk assessments, the auditor considers internal control relevant to management's preparation and fair presentation of the financial report in order to design audit procedures that are appropriate in the circumstances, but not for the purpose of expressing an opinion of the effectiveness of management's internal control. An audit also includes evaluating the appropriateness of accounting policies used and the reasonableness of accounting estimates made by the management, as well as evaluating the overall presentation of the financial report.

I believe that the audit evidence I have obtained is sufficient and appropriate to provide a basis for my audit opinion.

### ELECTRONIC PUBLICATION OF THE AUDITED FINANCIAL REPORT

It is our understanding that the Western Region Football League Inc intends to electronically present the audited financial report and auditor's report on its internet website. Responsibility for the electronic presentation of the financial report on the Western Region Football League Inc website is that of those charged with governance of the Western Region Football League Inc. The security and controls over information on the website should be addressed by the Western Region Football League Inc to maintain the integrity of the data presented. The examination of the controls over the electronic presentation of audited financial report on the Western Region Football League

Inc website is beyond the scope of the audit of the financial report.

### AUDITOR'S OPINION

In my opinion the financial report of the Western Region Football League Inc presents a true and fair view, in all material respects, of the financial position as at 31 October 2018 and its financial performance and cash flows for the year then ended on that date, and complies with the Associations Incorporation Reform Act 2012 and Australian Accounting Standards as referred to in note 1 to the Financial statements.

### BASIS OF ACCOUNTING

Without modifying our opinion, we draw attention to Note 1 to the financial report, which describes the basis of accounting. The financial report has been prepared for the purpose of fulfilling Executive Board Member reporting responsibilities. As a result, the financial report may not be suitable for another purpose.

**Grant Plozza**  
Accountant, CPA, No 1415249  
GP Business Solutions Pty Ltd  
13th November 2019.

# PARTNERS & SUPPLIERS

The WRFL would like to thank all of our partners and suppliers for their ongoing support in 2019.





Level 1 South, Whitten Oval  
417 Barkly Street,  
Footscray West, VIC 3012



Ph: 03 9315 5400

[wrfl.com.au](http://wrfl.com.au)